

Gwichyaa Zhee Tribal Transit Service

2017 Annual Agency Profile

3rd & Alder Street
Fort Yukon, AK 99740

General Information

Federally Recognized Tribal Statistical Areas

Fort Yukon ANVSA, AK

Service Consumption

10,183 Annual Unlinked Trips (UPT)

Service Supplied

12,736 Annual Vehicle Revenue Miles (VRM)

1,440 Annual Vehicle Revenue Hours (VRH)

Database Information

NTDID: 00400

Reporter Type: Tribal Reporter

Financial Information

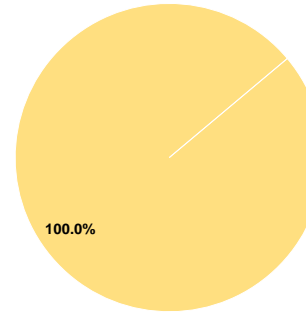
Sources of Operating Funds Expended

Fare Revenues	\$0	0.0%
Local Funds	\$0	0.0%
State Funds	\$0	0.0%
Federal Assistance	\$119,189	100.0%
Other Funds	\$0	0.0%
Total Operating Funds Expended	\$119,189	100.0%

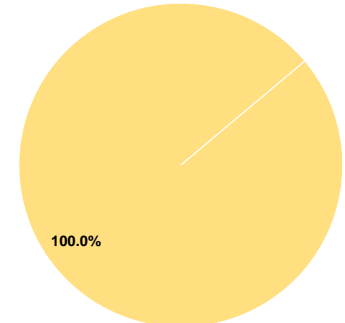
Sources of Capital Funds Expended

Fare Revenues	\$0	0.0%
Local Funds	\$0	0.0%
State Funds	\$0	0.0%
Federal Assistance	\$131,655	100.0%
Other Funds	\$0	0.0%
Total Capital Funds Expended	\$131,655	100.0%

Operating Funding Sources



Capital Funding Sources



Modal Characteristics

Operation Characteristics

Vehicles Operated at Maximum Service

Mode	Directly Operated	Purchased Transportation	Operating Expenses	Fare Revenues	Uses of Capital Funds	Annual Unlinked Trips	Annual Vehicle Revenue Miles	Annual Vehicle Revenue Hours	Average Fleet Age in Years ^a
Bus	1	-	\$119,189	\$0	\$131,655	10,183	12,736	1,440	0.0
Total	1	-	\$119,189	\$0	\$131,655	10,183	12,736	1,440	

Performance Measures

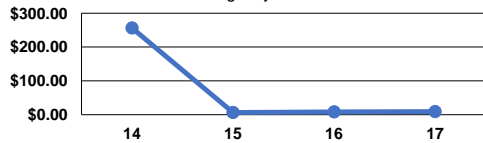
Service Efficiency

Mode	Operating Expenses per Vehicle Revenue Mile	Operating Expenses per Vehicle Revenue Hour
Bus	\$9.36	\$82.77
Total	\$9.36	\$82.77

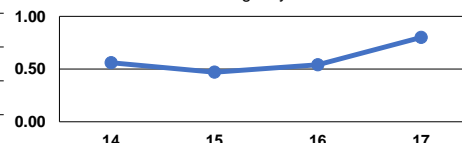
Service Effectiveness

Mode	Operating Expenses per Unlinked Passenger Trip	Unlinked Trips per Vehicle Revenue Mile	Unlinked Trips per Vehicle Revenue Hour
Bus	\$11.70	0.8	7.1
Total	\$11.70	0.8	7.1

Operating Expense per Vehicle Revenue Mile: Agency Total



Unlinked Passenger Trips per Vehicle Revenue Mile: Agency Total



Notes:

^aDemand Response - Taxi (DT) and non-dedicated fleets do not report fleet age data.