

Amador Regional Transit System
2016 Annual Agency Profile

Senior Transportation Planner: Mr. Michael Lange

General Information

Service Consumption

72,786 Annual Unlinked Trips (UPT)

Service Supplied

277,264 Annual Vehicle Revenue Miles (VRM)

13,781 Annual Vehicle Revenue Hours (VRH)

Summary of Operating Expenses (OE)

\$1,529,126 Total Operating Expenses

Database Information

NTDID: 9R02-91000

Reporter Type: Rural General Public Transit

Financial Information

Sources of Operating Funds Expended

Fare Revenues	\$85,398	5.6%
Local Funds	\$634,762	41.5%
State Funds	\$378,743	24.8%
Federal Assistance	\$304,278	19.9%
Other Funds	\$125,945	8.2%

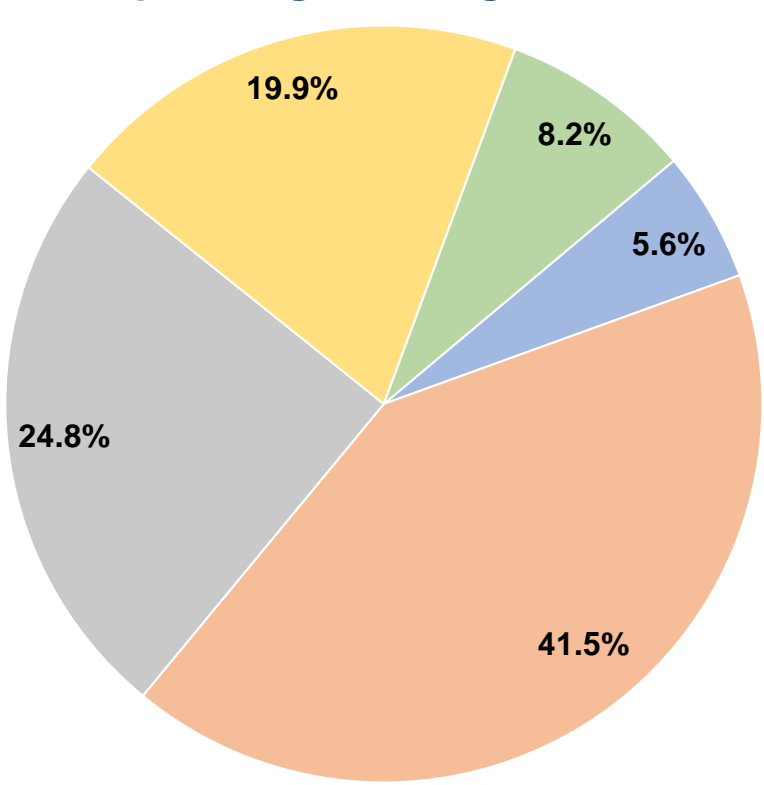
Total Operating Funds Expended \$1,529,126

Sources of Capital Funds Expended

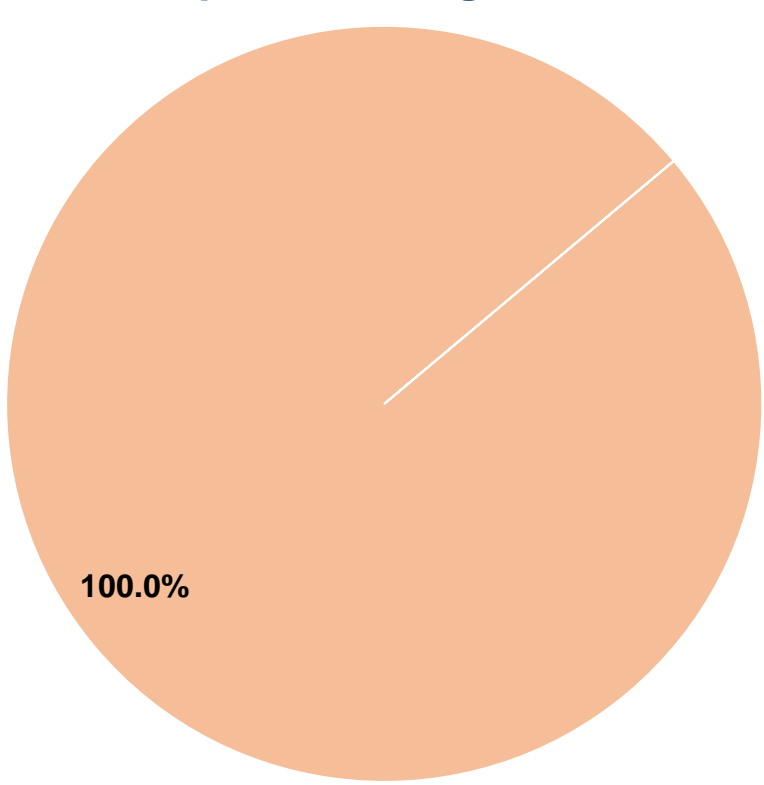
Fare Revenues	\$0	0.0%
Local Funds	\$96,000	100.0%
State Funds	\$0	0.0%
Federal Assistance	\$0	0.0%
Other Funds	\$0	0.0%

Total Capital Funds Expended \$96,000

Operating Funding Sources



Capital Funding Sources



Modal Characteristics

Operation Characteristics

Vehicles Operated at Maximum Service

Mode	Directly Operated	Purchased Transportation	Operating Expenses	Fare Revenues	Uses of Capital Funds	Annual Unlinked Trips	Annual Vehicle Revenue Miles	Annual Vehicle Revenue Hours
Commuter Bus	2	-	\$243,082	\$20,488	\$0	10,495	44,193	1,535
Demand Response	2	-	\$243,727	\$26,241	\$96,000	17,149	44,076	2,533
Bus	8	-	\$1,042,317	\$38,669	\$0	45,142	188,995	9,713
Total	12	-	\$1,529,126	\$85,398	\$96,000	72,786	277,264	13,781

Performance Measures

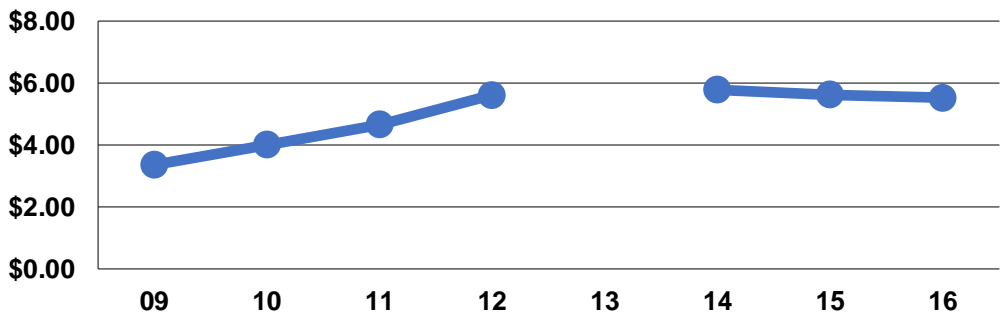
Service Efficiency

Mode	Operating Expenses per Vehicle Revenue Mile	Operating Expenses per Vehicle Revenue Hour
Commuter Bus	\$5.50	\$158.36
Demand Response	\$5.53	\$96.22
Bus	\$5.52	\$107.31
Total	\$5.52	\$110.96

Service Effectiveness

Mode	Operating Expenses per Unlinked Passenger Trip	Unlinked Trips per Vehicle Revenue Mile	Unlinked Trips per Vehicle Revenue Hour
Commuter Bus	\$23.16	0.2	6.8
Demand Response	\$14.21	0.4	6.8
Bus	\$23.09	0.2	4.7
Total	\$21.01	0.3	5.3

Operating Expense per Vehicle Revenue Mile: Agency Total



Unlinked Passenger Trips per Vehicle Revenue Mile: Agency Total

