

City of Coolidge DBA Cotton Express
2016 Annual Agency Profile

Grant Administrator: Mr. George Delgado

General Information

Service Consumption

56,425 Annual Unlinked Trips (UPT)

Service Supplied

225,018 Annual Vehicle Revenue Miles (VRM)

15,266 Annual Vehicle Revenue Hours (VRH)

Summary of Operating Expenses (OE)

\$902,416 Total Operating Expenses

Database Information

NTDID: 9R01-91096

Reporter Type: Rural General Public Transit

Financial Information

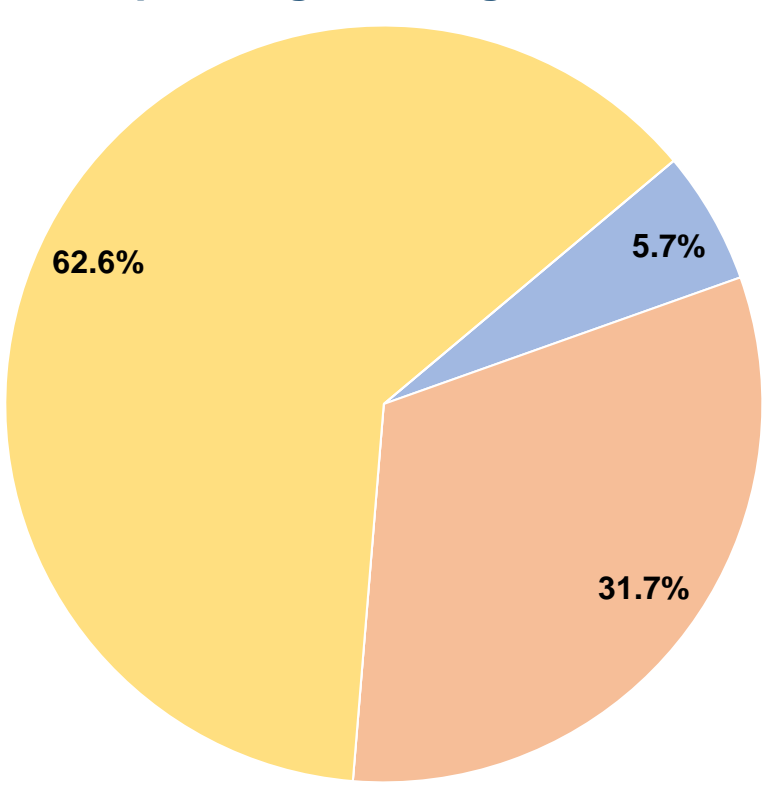
Sources of Operating Funds Expended

Fare Revenues	\$51,275	5.7%
Local Funds	\$286,363	31.7%
State Funds	\$0	0.0%
Federal Assistance	\$564,778	62.6%
Other Funds	\$0	0.0%
Total Operating Funds Expended	\$902,416	100.0%

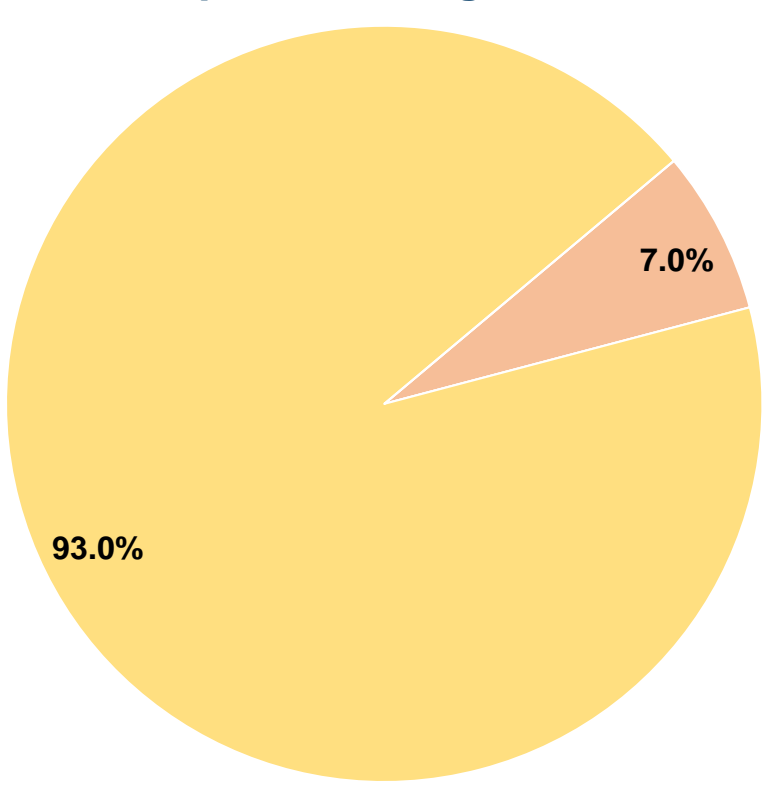
Sources of Capital Funds Expended

Fare Revenues	\$0	0.0%
Local Funds	\$797	7.0%
State Funds	\$0	0.0%
Federal Assistance	\$10,584	93.0%
Other Funds	\$0	0.0%
Total Capital Funds Expended	\$11,381	100.0%

Operating Funding Sources



Capital Funding Sources



Modal Characteristics

Operation Characteristics

Vehicles Operated
at Maximum Service

Mode	Directly Operated	Purchased Transportation	Operating Expenses	Fare Revenues	Uses of Capital Funds	Annual Unlinked Trips	Annual Vehicle Revenue Miles	Annual Vehicle Revenue Hours
Commuter Bus	3	-	\$308,305	\$31,278	\$0	22,959	132,859	4,864
Bus	6	-	\$594,111	\$19,997	\$11,381	33,466	92,159	10,402
Total	9	-	\$902,416	\$51,275	\$11,381	56,425	225,018	15,266

Performance Measures

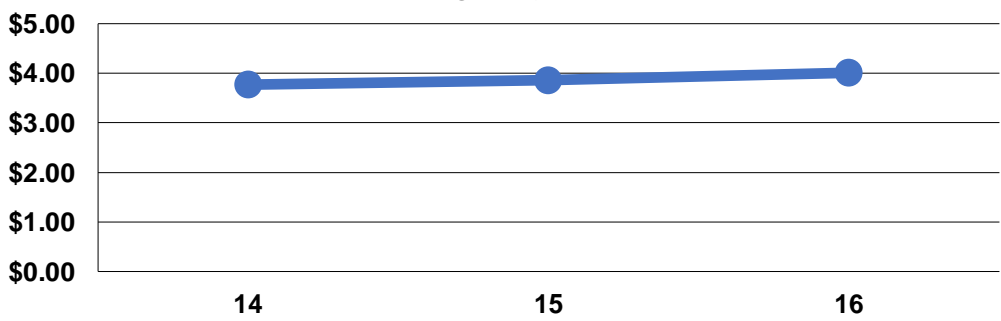
Service Efficiency

Mode	Operating Expenses per Vehicle Revenue Mile	Operating Expenses per Vehicle Revenue Hour
Commuter Bus	\$2.32	\$63.39
Bus	\$6.45	\$57.12
Total	\$4.01	\$59.11

Service Effectiveness

Mode	Operating Expenses per Unlinked Passenger Trip	Unlinked Trips per Vehicle Revenue Mile	Unlinked Trips per Vehicle Revenue Hour
Commuter Bus	\$13.43	0.2	4.7
Bus	\$17.75	0.4	3.2
Total	\$15.99	0.3	3.7

Operating Expense per Vehicle Revenue Mile:
Agency Total



Unlinked Passenger Trips per Vehicle Revenue
Mile: Agency Total

