

General Information

Urbanized Area (UZA) Statistics - 2010 Census

Sierra Vista, AZ  
30 Square Miles  
52,745 Population  
480 Pop. Rank out of 498 UZAs

Other UZAs Served

0 Arizona Non-UZA

Service Area Statistics

152 Square Miles  
45,166 Population

Service Consumption

156,673 Annual Unlinked Trips (UPT)

Service Supplied

211,038 Annual Vehicle Revenue Miles (VRM)  
19,529 Annual Vehicle Revenue Hours (VRH)

Database Information

NTDID: 90239

Reporter Type: Reduced Reporter

Financial Information

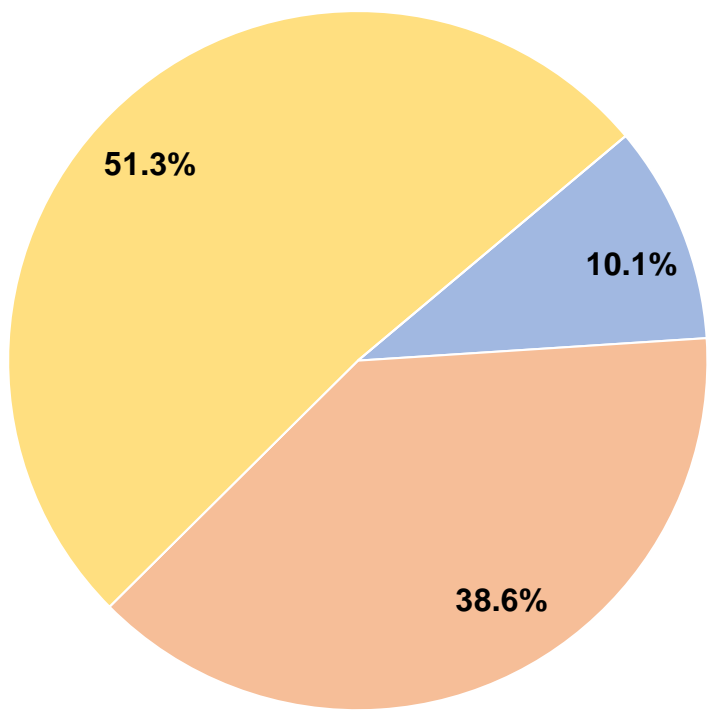
Sources of Operating Funds Expended

Fare Revenues	\$110,406	10.1%
Local Funds	\$422,494	38.6%
State Funds	\$0	0.0%
Federal Assistance	\$561,748	51.3%
Other Funds	\$0	0.0%
Total Operating Funds Expended	\$1,094,648	100.0%

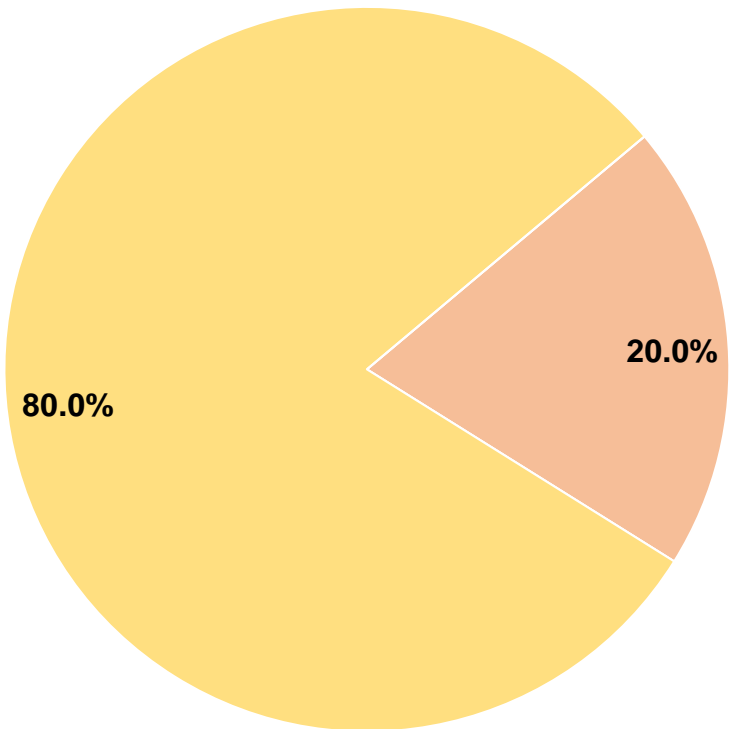
Sources of Capital Funds Expended

Fare Revenues	\$0	0.0%
Local Funds	\$3,996	20.0%
State Funds	\$0	0.0%
Federal Assistance	\$15,982	80.0%
Other Funds	\$0	0.0%
Total Capital Funds Expended	\$19,978	100.0%

Operating Funding Sources



Capital Funding Sources



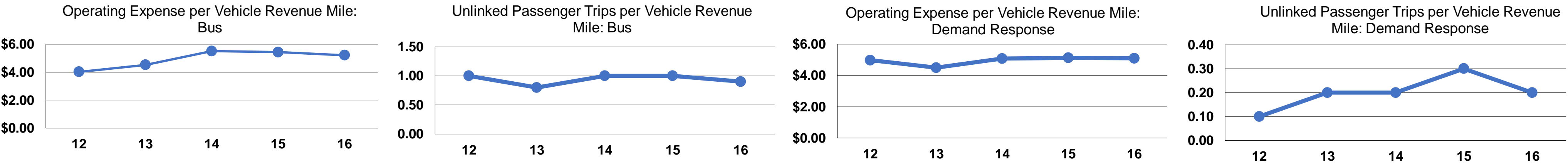
Modal Characteristics

Operation Characteristics

Mode	Vehicles Operated at Maximum Service			Fare Revenues	Uses of Capital Funds	Annual Unlinked Trips	Annual Vehicle Revenue Miles	Annual Vehicle Revenue Hours	Average Fleet Age in Years <sup>a</sup>
	Directly Operated	Purchased Transportation	Operating Expenses						
Demand Response	3	-	\$240,823	\$18,299	\$0	8,265	47,178	6,225	5.8
Bus	5	-	\$853,825	\$92,107	\$19,978	148,408	163,860	13,304	5.9
Total	8	-	\$1,094,648	\$110,406	\$19,978	156,673	211,038	19,529	

Performance Measures

Mode	Service Efficiency		Service Effectiveness		
	Operating Expenses per Vehicle Revenue Mile	Operating Expenses per Vehicle Revenue Hour	Operating Expenses per Unlinked Passenger Trip	Unlinked Trips per Vehicle Revenue Mile	Unlinked Trips per Vehicle Revenue Hour
Demand Response	\$5.10	\$38.69	\$29.14	0.2	1.3
Bus	\$5.21	\$64.18	\$5.75	0.9	11.2
Total	\$5.19	\$56.05	\$6.99	0.7	8.0



Notes:  
<sup>a</sup>Demand Response - Taxi (DT) and non-dedicated fleets do not report fleet age data.