

Camarillo Area Transit
 2016 Annual Agency Profile

Director of Public Works: Mr. Tom Fox

General Information

Urbanized Area (UZA) Statistics - 2010 Census

Camarillo, CA
 22 Square Miles
 71,772 Population
 386 Pop. Rank out of 498 UZAs

Service Area Statistics

20 Square Miles
 66,923 Population

Service Consumption

177,501 Annual Unlinked Trips (UPT)

Service Supplied

301,875 Annual Vehicle Revenue Miles (VRM)
 28,895 Annual Vehicle Revenue Hours (VRH)

Database Information

NTDID: 90163
 Reporter Type: Reduced Reporter

Financial Information

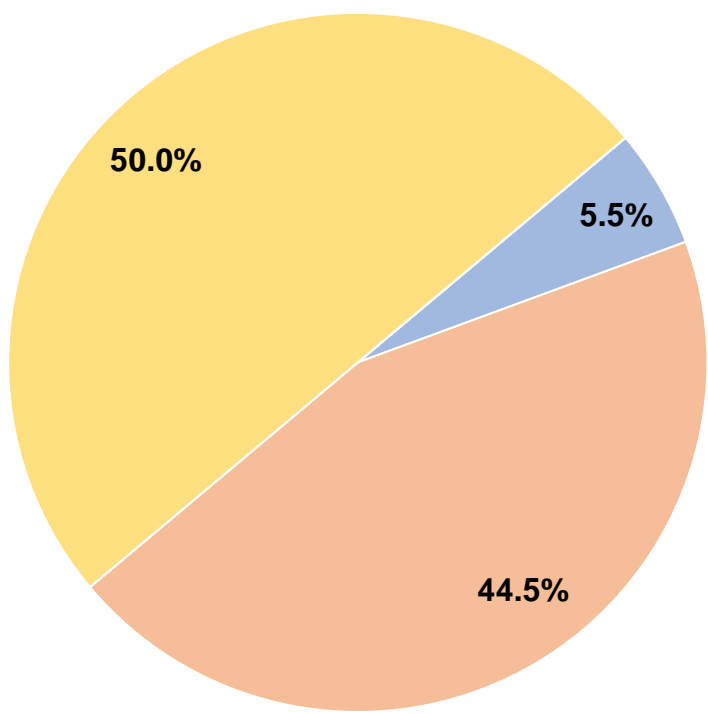
Sources of Operating Funds Expended

Fare Revenues	\$118,019	5.5%
Local Funds	\$954,013	44.5%
State Funds	\$0	0.0%
Federal Assistance	\$1,072,029	50.0%
Other Funds	\$0	0.0%
Total Operating Funds Expended	\$2,144,061	100.0%

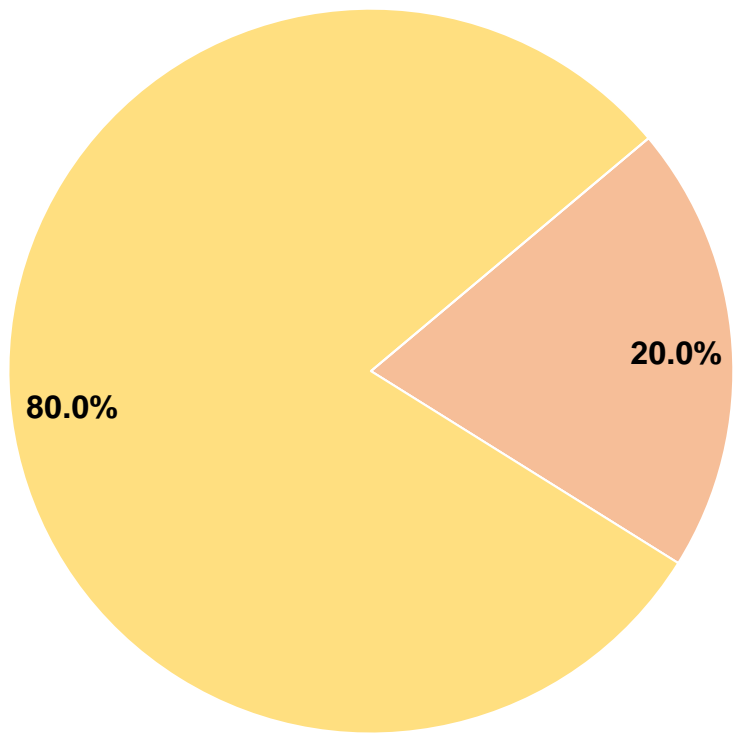
Sources of Capital Funds Expended

Fare Revenues	\$0	0.0%
Local Funds	\$83,080	20.0%
State Funds	\$0	0.0%
Federal Assistance	\$332,319	80.0%
Other Funds	\$0	0.0%
Total Capital Funds Expended	\$415,399	100.0%

Operating Funding Sources



Capital Funding Sources



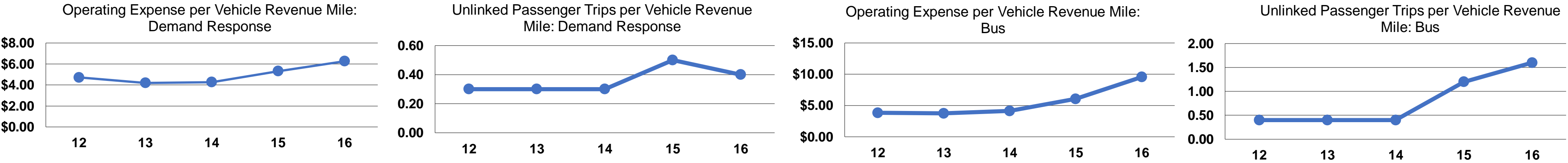
Modal Characteristics

Operation Characteristics

Mode	Vehicles Operated at Maximum Service			Fare Revenues	Uses of Capital Funds	Annual Unlinked Trips	Annual Vehicle Revenue Miles	Annual Vehicle Revenue Hours	Average Fleet Age in Years ^a
	Directly Operated	Purchased Transportation	Operating Expenses						
Demand Response	-	12	\$1,554,748	\$98,737	\$270,207	92,625	248,269	23,556	4.1
Bus	-	3	\$511,876	\$19,282	\$145,192	84,876	53,606	5,339	3.0
Total	-	15	\$2,066,624	\$118,019	\$415,399	177,501	301,875	28,895	

Performance Measures

Mode	Service Efficiency		Service Effectiveness		
	Operating Expenses per Vehicle Revenue Mile	Operating Expenses per Vehicle Revenue Hour	Operating Expenses per Unlinked Passenger Trip	Unlinked Trips per Vehicle Revenue Mile	Unlinked Trips per Vehicle Revenue Hour
Demand Response	\$6.26	\$66.00	\$16.79	0.4	3.9
Bus	\$9.55	\$95.87	\$6.03	1.6	15.9
Total	\$6.85	\$71.52	\$11.64	0.6	6.1



Notes:
^aDemand Response - Taxi (DT) and non-dedicated fleets do not report fleet age data.