

**General Information**

**Financial Information**

**Service Consumption**

12,211 Annual Unlinked Trips (UPT)

**Service Supplied**

54,052 Annual Vehicle Revenue Miles (VRM)

12,022 Annual Vehicle Revenue Hours (VRH)

**Summary of Operating Expenses (OE)**

\$102,881 Total Operating Expenses

**Database Information**

NTDID: 8R05-80264

Reporter Type: Rural General Public Transit

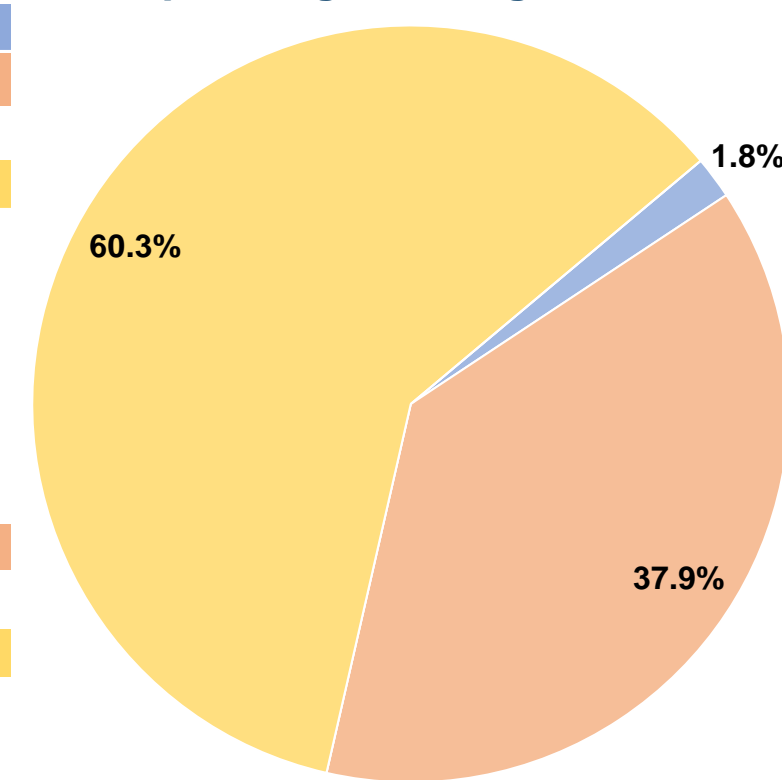
**Sources of Operating Funds Expended**

Fare Revenues	\$1,857	1.8%
Local Funds	\$38,973	37.9%
State Funds	\$0	0.0%
Federal Assistance	\$62,051	60.3%
Other Funds	\$0	0.0%
<b>Total Operating Funds Expended</b>	<b>\$102,881</b>	<b>100.0%</b>

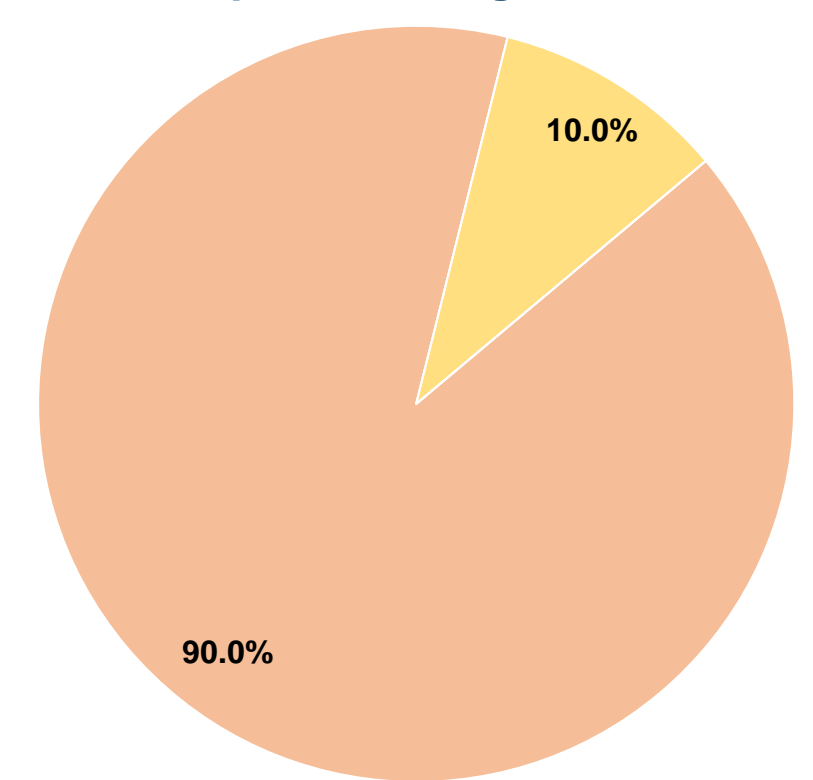
**Sources of Capital Funds Expended**

Fare Revenues	\$0	0.0%
Local Funds	\$47,250	90.0%
State Funds	\$0	0.0%
Federal Assistance	\$5,250	10.0%
Other Funds	\$0	0.0%
<b>Total Capital Funds Expended</b>	<b>\$52,500</b>	<b>100.0%</b>

**Operating Funding Sources**



**Capital Funding Sources**



**Modal Characteristics**

**Operation Characteristics**

**Vehicles Operated at Maximum Service**

Mode	Directly Operated	Purchased Transportation	Operating Expenses	Fare Revenues	Uses of Capital Funds	Annual Unlinked Trips	Annual Vehicle Revenue Miles	Annual Vehicle Revenue Hours
Demand Response	7	-	\$102,881	\$1,857	\$52,500	12,211	54,052	12,022
<b>Total</b>	<b>7</b>	<b>-</b>	<b>\$102,881</b>	<b>\$1,857</b>	<b>\$52,500</b>	<b>12,211</b>	<b>54,052</b>	<b>12,022</b>

**Performance Measures**


**Service Efficiency**

Mode	Operating Expenses per Vehicle Revenue Mile	Operating Expenses per Vehicle Revenue Hour
Demand Response	\$1.90	\$8.56
<b>Total</b>	<b>\$1.90</b>	<b>\$8.56</b>

**Service Effectiveness**

Mode	Operating Expenses per Unlinked Passenger Trip	Unlinked Trips per Vehicle Revenue Mile	Unlinked Trips per Vehicle Revenue Hour
Demand Response	\$8.43	0.2	1.0
<b>Total</b>	<b>\$8.43</b>	<b>0.2</b>	<b>1.0</b>

Operating Expense per Vehicle Revenue Mile: Agency Total



Unlinked Passenger Trips per Vehicle Revenue Mile: Agency Total

