

Daniels Memorial Healthcare Foundation  
2016 Annual Agency Profile

General Information

Service Consumption

535 Annual Unlinked Trips (UPT)

Service Supplied

8,700 Annual Vehicle Revenue Miles (VRM)

497 Annual Vehicle Revenue Hours (VRH)

Summary of Operating Expenses (OE)

\$44,579 Total Operating Expenses

Database Information

NTDID: 8R02-80205

Reporter Type: Rural General Public Transit

Financial Information

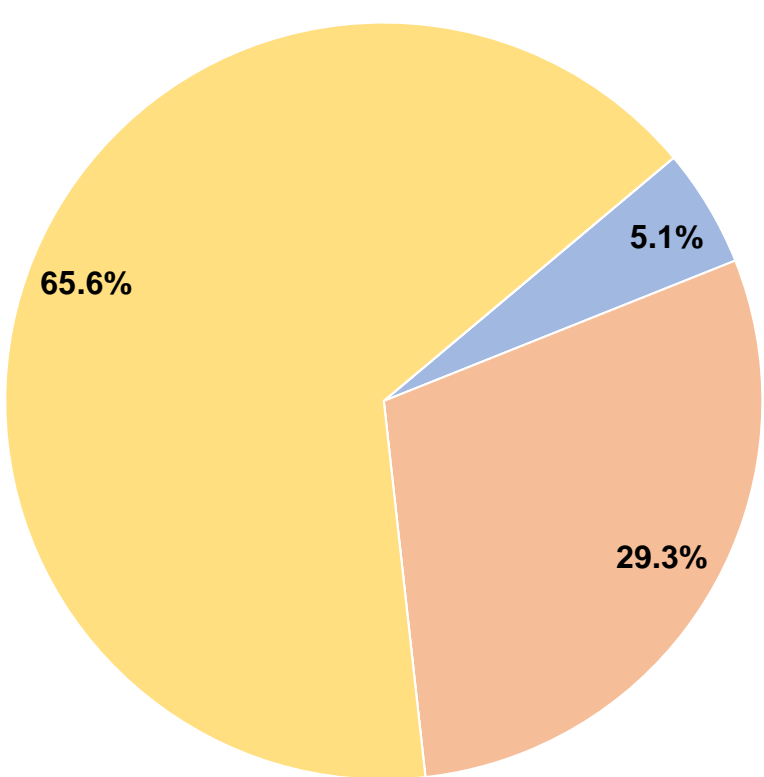
Sources of Operating Funds Expended

Fare Revenues	\$2,257	5.1%
Local Funds	\$13,058	29.3%
State Funds	\$0	0.0%
Federal Assistance	\$29,264	65.6%
Other Funds	\$0	0.0%
Total Operating Funds Expended	\$44,579	100.0%

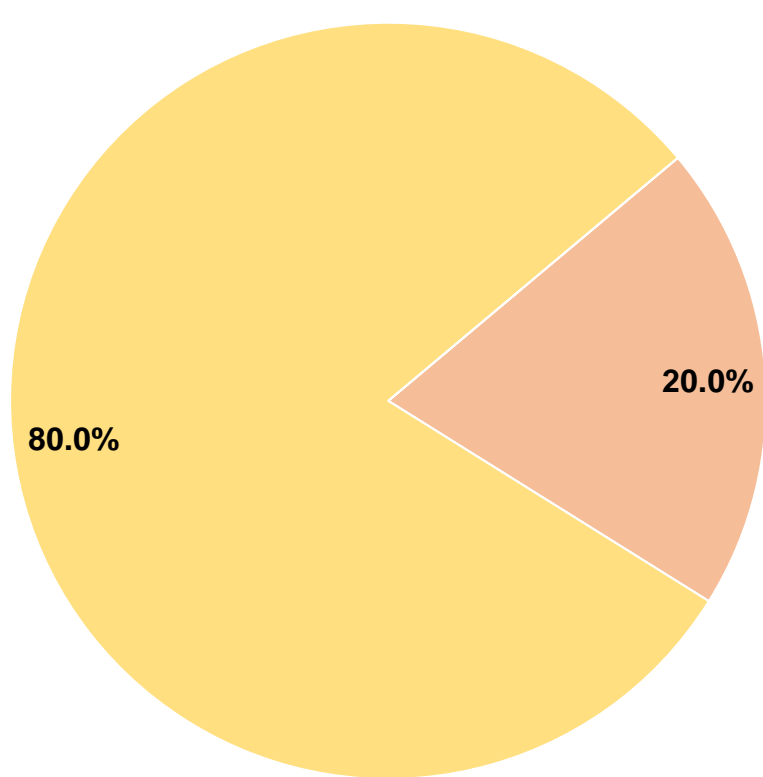
Sources of Capital Funds Expended

Fare Revenues	\$0	0.0%
Local Funds	\$7,594	20.0%
State Funds	\$0	0.0%
Federal Assistance	\$30,374	80.0%
Other Funds	\$0	0.0%
Total Capital Funds Expended	\$37,968	100.0%

Operating Funding Sources



Capital Funding Sources



Modal Characteristics

Operation Characteristics

Vehicles Operated  
at Maximum Service

Mode	Directly Operated	Purchased Transportation	Operating Expenses	Fare Revenues	Uses of Capital Funds	Annual Unlinked Trips	Annual Vehicle Revenue Miles	Annual Vehicle Revenue Hours
Demand Response	3	-	\$44,579	\$2,257	\$37,968	535	8,700	497
Total	3	-	\$44,579	\$2,257	\$37,968	535	8,700	497

Performance Measures

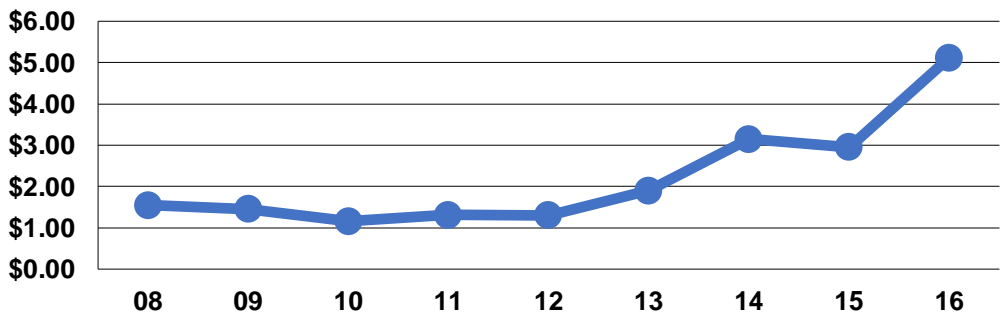
Service Efficiency

Mode	Operating Expenses per Vehicle Revenue Mile	Operating Expenses per Vehicle Revenue Hour
Demand Response	\$5.12	\$89.70
Total	\$5.12	\$89.70

Service Effectiveness

Mode	Operating Expenses per Unlinked Passenger Trip	Unlinked Trips per Vehicle Revenue Mile	Unlinked Trips per Vehicle Revenue Hour
Demand Response	\$83.33	0.1	1.1
Total	\$83.33	0.1	1.1

Operating Expense per Vehicle Revenue Mile:  
Agency Total



Unlinked Passenger Trips per Vehicle Revenue  
Mile: Agency Total

