

Town of Mountain Village
2016 Annual Agency Profile

Grant Unit Manager: Mr. Matthew Ayers

General Information

Service Consumption

2,840,661 Annual Unlinked Trips (UPT)

Service Supplied

3,484,489 Annual Vehicle Revenue Miles (VRM)

293,122 Annual Vehicle Revenue Hours (VRH)

Summary of Operating Expenses (OE)

\$3,467,628 Total Operating Expenses

Database Information

NTDID: 8R01-80256

Reporter Type: Rural General Public Transit

Financial Information

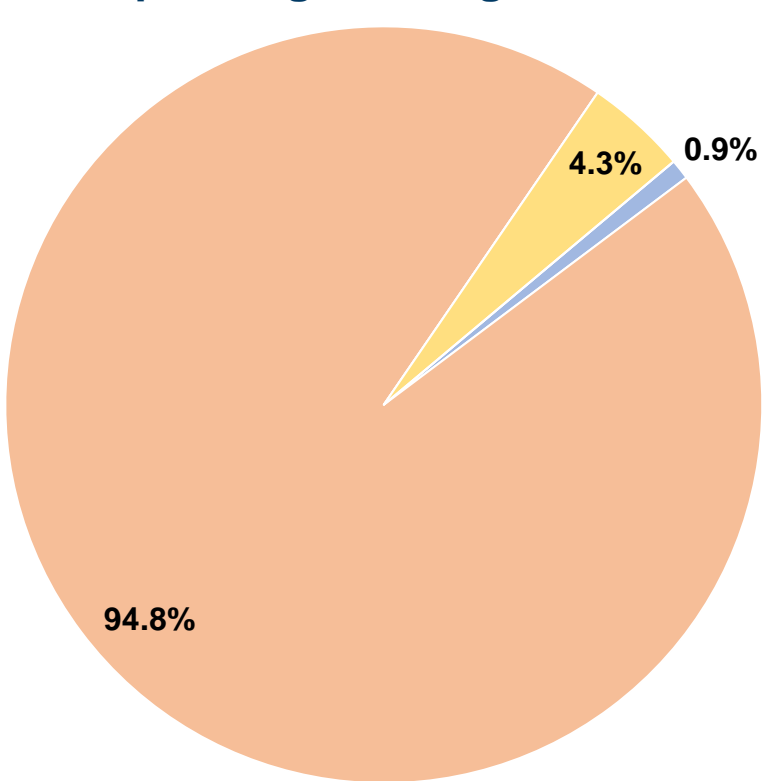
Sources of Operating Funds Expended

Fare Revenues	\$29,948	0.9%
Local Funds	\$3,287,580	94.8%
State Funds	\$0	0.0%
Federal Assistance	\$150,100	4.3%
Other Funds	\$0	0.0%
Total Operating Funds Expended	\$3,467,628	100.0%

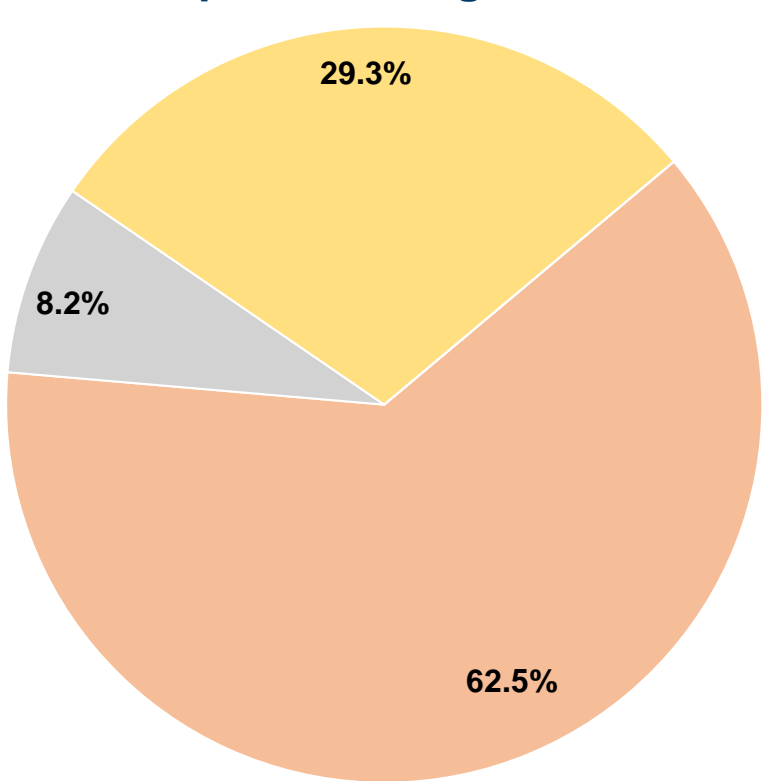
Sources of Capital Funds Expended

Fare Revenues	\$0	0.0%
Local Funds	\$1,347,096	62.5%
State Funds	\$176,741	8.2%
Federal Assistance	\$632,236	29.3%
Other Funds	\$0	0.0%
Total Capital Funds Expended	\$2,156,073	100.0%

Operating Funding Sources



Capital Funding Sources



Modal Characteristics

Operation Characteristics

Vehicles Operated
at Maximum Service

Mode	Directly Operated	Purchased Transportation	Operating Expenses	Fare Revenues	Uses of Capital Funds	Annual Unlinked Trips	Annual Vehicle Revenue Miles	Annual Vehicle Revenue Hours
Bus	4	-	\$186,049	\$0	\$0	46,221	64,666	3,986
Aerial Tramway	59	-	\$3,237,360	\$0	\$2,106,579	2,778,910	3,190,582	285,383
Vanpool	10	-	\$44,219	\$29,948	\$49,494	15,530	229,241	3,753
Total	73	-	\$3,467,628	\$29,948	\$2,156,073	2,840,661	3,484,489	293,122

Performance Measures

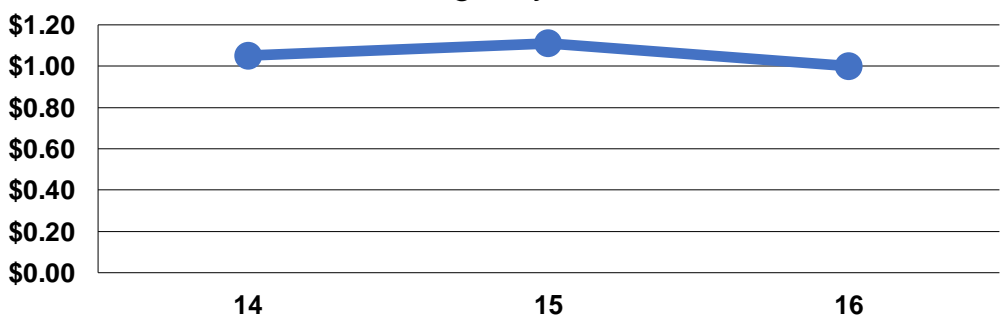
Service Efficiency

Mode	Operating Expenses per Vehicle Revenue Mile	Operating Expenses per Vehicle Revenue Hour
Bus	\$2.88	\$46.68
Aerial Tramway	\$1.01	\$11.34
Vanpool	\$0.19	\$11.78
Total	\$1.00	\$11.83

Service Effectiveness

Mode	Operating Expenses per Unlinked Passenger Trip	Unlinked Trips per Vehicle Revenue Mile	Unlinked Trips per Vehicle Revenue Hour
Bus	\$4.03	0.7	11.6
Aerial Tramway	\$1.17	0.9	9.7
Vanpool	\$2.85	0.1	4.1
Total	\$1.22	0.8	9.7

Operating Expense per Vehicle Revenue Mile:
Agency Total



Unlinked Passenger Trips per Vehicle Revenue
Mile: Agency Total

