

Huerfano/Las Animas Council of Governments
2016 Annual Agency Profile

Grant Unit Manager: Mr. Matthew Ayers

General Information

Service Consumption

29,072 Annual Unlinked Trips (UPT)

Service Supplied

145,790 Annual Vehicle Revenue Miles (VRM)

9,341 Annual Vehicle Revenue Hours (VRH)

Summary of Operating Expenses (OE)

\$568,197 Total Operating Expenses

Database Information

NTDID: 8R01-80227

Reporter Type: Rural General Public Transit

Financial Information

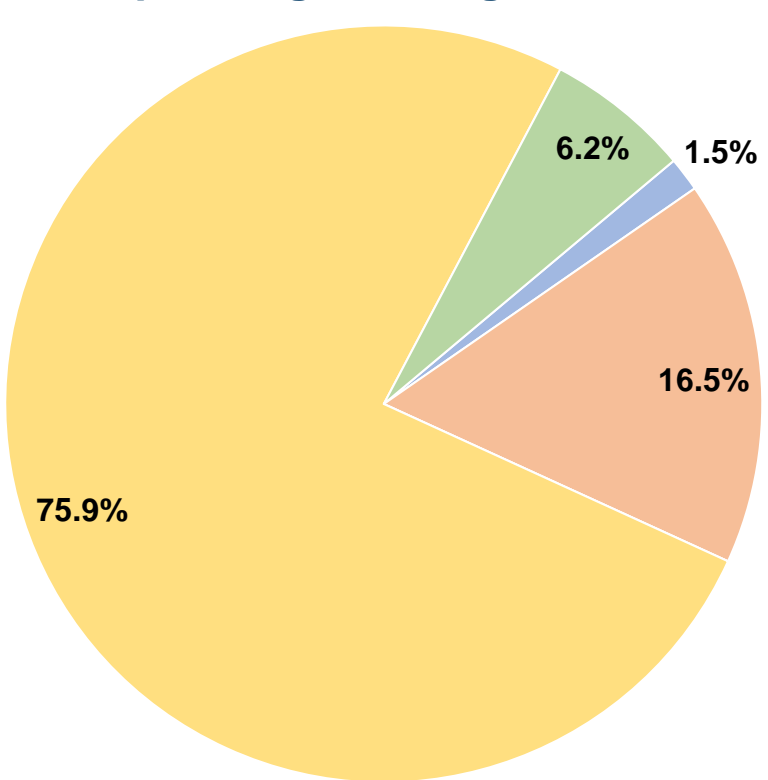
Sources of Operating Funds Expended

Fare Revenues	\$8,313	1.5%
Local Funds	\$93,588	16.5%
State Funds	\$0	0.0%
Federal Assistance	\$431,296	75.9%
Other Funds	\$35,000	6.2%
Total Operating Funds Expended	\$568,197	100.0%

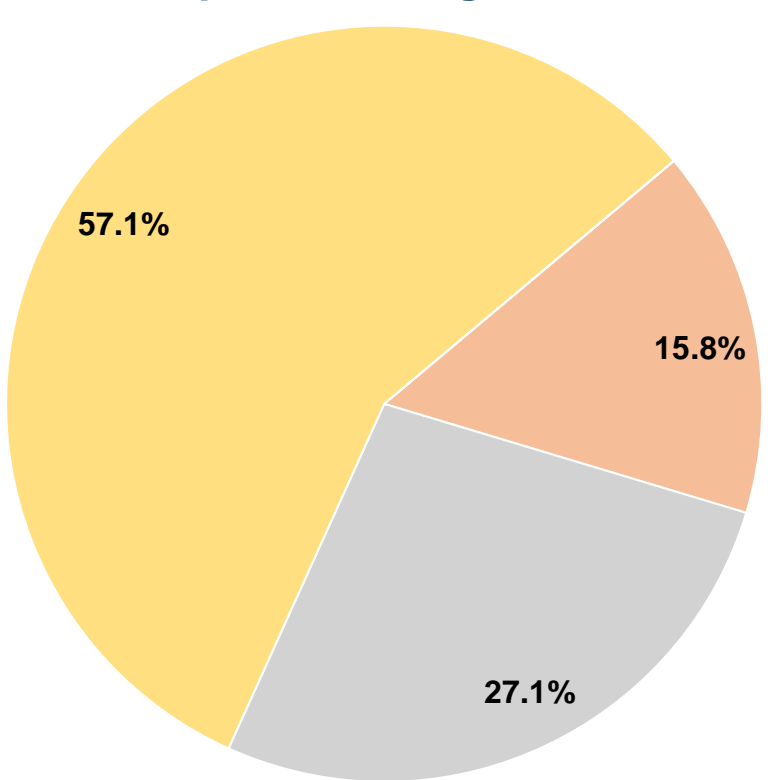
Sources of Capital Funds Expended

Fare Revenues	\$0	0.0%
Local Funds	\$17,451	15.8%
State Funds	\$30,000	27.1%
Federal Assistance	\$63,250	57.1%
Other Funds	\$0	0.0%
Total Capital Funds Expended	\$110,701	100.0%

Operating Funding Sources



Capital Funding Sources



Modal Characteristics

Operation Characteristics

Vehicles Operated
at Maximum Service

Mode	Directly Operated	Purchased Transportation	Operating Expenses	Fare Revenues	Uses of Capital Funds	Annual Unlinked Trips	Annual Vehicle Revenue Miles	Annual Vehicle Revenue Hours
Demand Response	9	-	\$568,197	\$8,313	\$110,701	29,072	145,790	9,341
Total	9	-	\$568,197	\$8,313	\$110,701	29,072	145,790	9,341

Performance Measures


Service Efficiency

Mode	Operating Expenses per Vehicle Revenue Mile	Operating Expenses per Vehicle Revenue Hour
Demand Response	\$3.90	\$60.83
Total	\$3.90	\$60.83

Service Effectiveness

Mode	Operating Expenses per Unlinked Passenger Trip	Unlinked Trips per Vehicle Revenue Mile	Unlinked Trips per Vehicle Revenue Hour
Demand Response	\$19.54	0.2	3.1
Total	\$19.54	0.2	3.1

Operating Expense per Vehicle Revenue Mile:
Agency Total



Unlinked Passenger Trips per Vehicle Revenue
Mile: Agency Total

