

Mid-Nebraska Community Action
 2016 Annual Agency Profile

Transit Manager: Ms. Kari Ruse

General Information

Service Consumption

112,983 Annual Unlinked Trips (UPT)

Service Supplied

386,570 Annual Vehicle Revenue Miles (VRM)

36,226 Annual Vehicle Revenue Hours (VRH)

Summary of Operating Expenses (OE)

\$1,452,153 Total Operating Expenses

Database Information

NTDID: 7R04-70081

Reporter Type: Rural General Public Transit

Financial Information

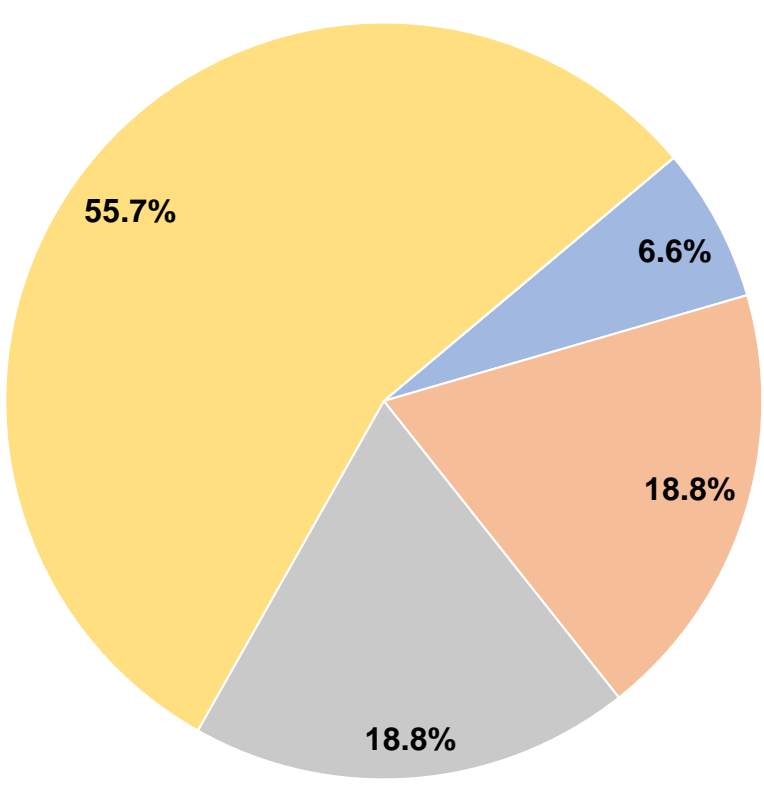
Sources of Operating Funds Expended

Fare Revenues	\$95,849	6.6%
Local Funds	\$273,632	18.8%
State Funds	\$273,632	18.8%
Federal Assistance	\$809,040	55.7%
Other Funds	\$0	0.0%
Total Operating Funds Expended	\$1,452,153	100.0%

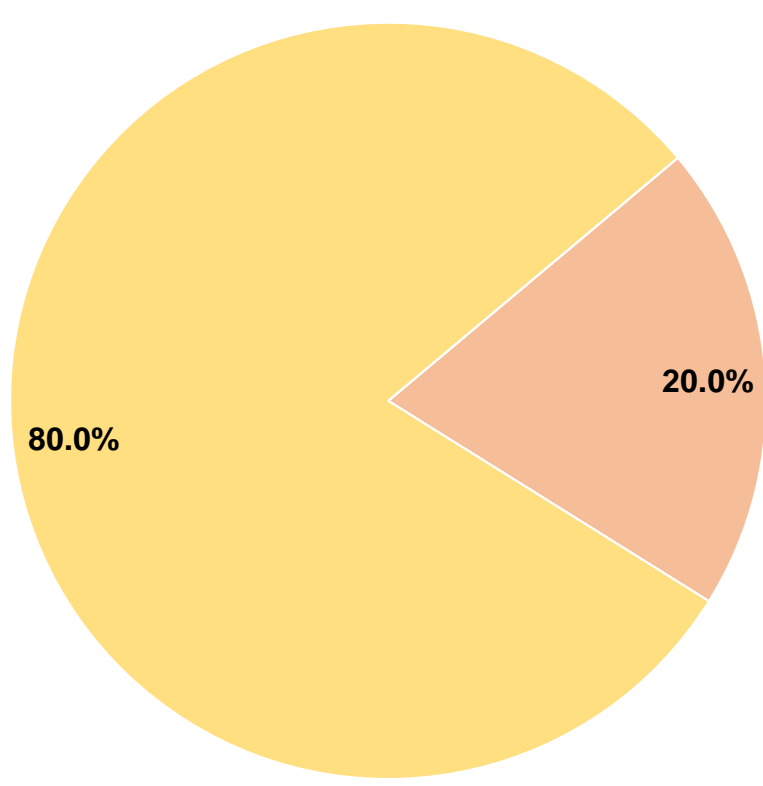
Sources of Capital Funds Expended

Fare Revenues	\$0	0.0%
Local Funds	\$41,324	20.0%
State Funds	\$0	0.0%
Federal Assistance	\$165,284	80.0%
Other Funds	\$0	0.0%
Total Capital Funds Expended	\$206,608	100.0%

Operating Funding Sources



Capital Funding Sources



Modal Characteristics

Operation Characteristics

Vehicles Operated
at Maximum Service

Mode	Directly Operated	Purchased Transportation	Operating Expenses	Fare Revenues	Uses of Capital Funds	Annual Unlinked Trips	Annual Vehicle Revenue Miles	Annual Vehicle Revenue Hours
Demand Response	40	-	\$1,452,153	\$95,849	\$206,608	112,983	386,570	36,226
Total	40	-	\$1,452,153	\$95,849	\$206,608	112,983	386,570	36,226

Performance Measures

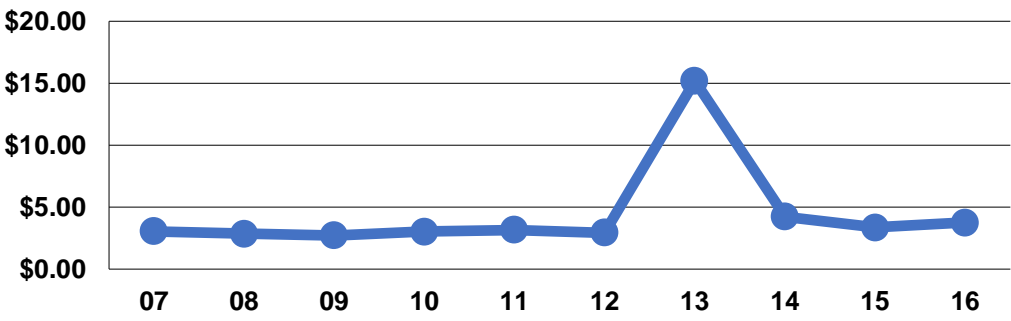
Service Efficiency

Mode	Operating Expenses per Vehicle Revenue Mile	Operating Expenses per Vehicle Revenue Hour
Demand Response	\$3.76	\$40.09
Total	\$3.76	\$40.09

Service Effectiveness

Mode	Operating Expenses per Unlinked Passenger Trip	Unlinked Trips per Vehicle Revenue Mile	Unlinked Trips per Vehicle Revenue Hour
Demand Response	\$12.85	0.3	3.1
Total	\$12.85	0.3	3.1

Operating Expense per Vehicle Revenue Mile:
Agency Total



Unlinked Passenger Trips per Vehicle Revenue
Mile: Agency Total

