

Harvey County Department on Aging
 2016 Annual Agency Profile

Public Service Administrator: Ms. Kelly Broxterman

General Information

Service Consumption

4,403 Annual Unlinked Trips (UPT)

Service Supplied

68,531 Annual Vehicle Revenue Miles (VRM)

2,122 Annual Vehicle Revenue Hours (VRH)

Summary of Operating Expenses (OE)

\$156,798 Total Operating Expenses

Database Information

NTDID: 7R02-70238

Reporter Type: Rural General Public Transit

Financial Information

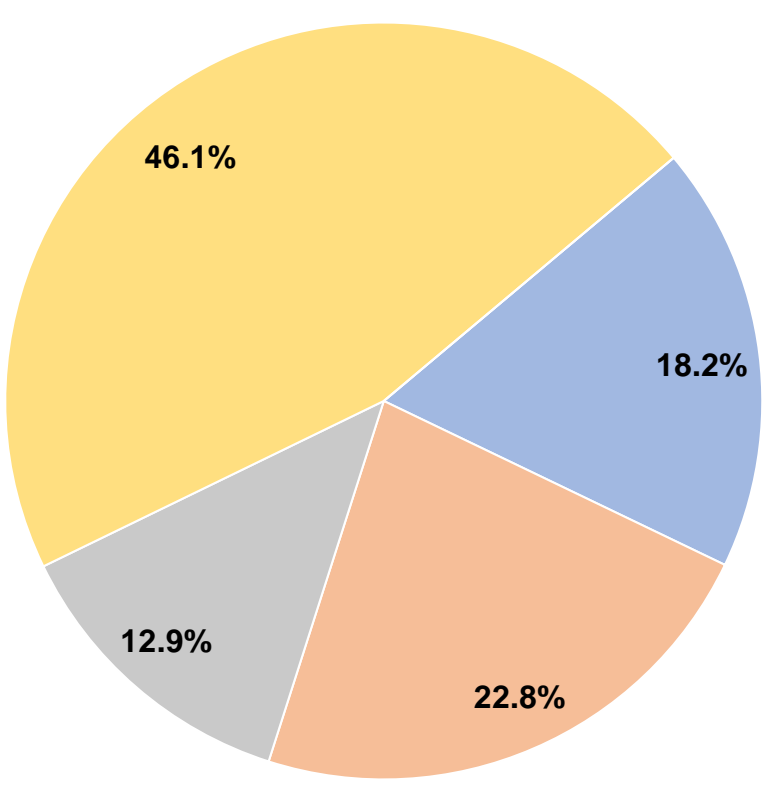
Sources of Operating Funds Expended

Fare Revenues	\$28,602	18.2%
Local Funds	\$35,737	22.8%
State Funds	\$20,195	12.9%
Federal Assistance	\$72,264	46.1%
Other Funds	\$0	0.0%
Total Operating Funds Expended	\$156,798	100.0%

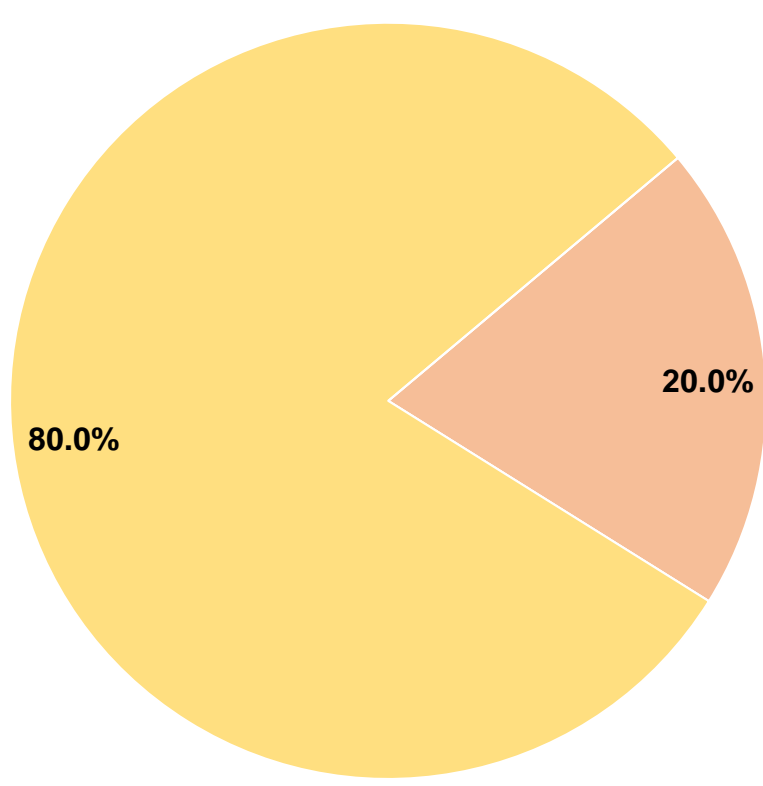
Sources of Capital Funds Expended

Fare Revenues	\$0	0.0%
Local Funds	\$7,429	20.0%
State Funds	\$0	0.0%
Federal Assistance	\$29,716	80.0%
Other Funds	\$0	0.0%
Total Capital Funds Expended	\$37,145	100.0%

Operating Funding Sources



Capital Funding Sources



Modal Characteristics

Operation Characteristics

Vehicles Operated at Maximum Service

Mode	Directly Operated	Purchased Transportation	Operating Expenses	Fare Revenues	Uses of Capital Funds	Annual Unlinked Trips	Annual Vehicle Revenue Miles	Annual Vehicle Revenue Hours
Demand Response	6	-	\$156,798	\$28,602	\$37,145	4,403	68,531	2,122
Total	6	-	\$156,798	\$28,602	\$37,145	4,403	68,531	2,122

Performance Measures

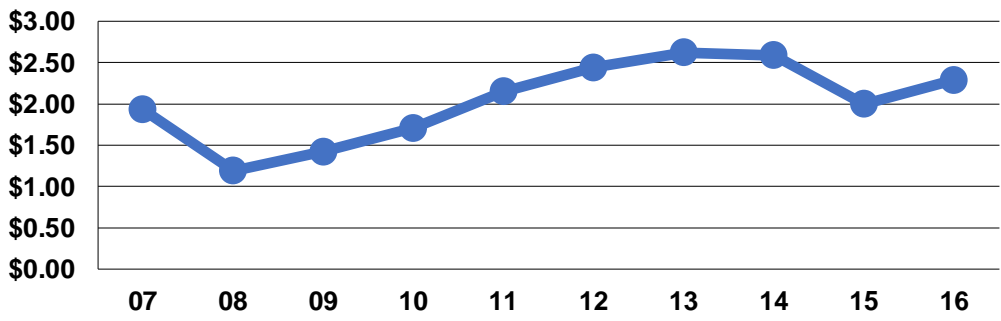
Service Efficiency

Mode	Operating Expenses per Vehicle Revenue Mile	Operating Expenses per Vehicle Revenue Hour
Demand Response	\$2.29	\$73.89
Total	\$2.29	\$73.89

Service Effectiveness

Mode	Operating Expenses per Unlinked Passenger Trip	Unlinked Trips per Vehicle Revenue Mile	Unlinked Trips per Vehicle Revenue Hour
Demand Response	\$35.61	0.1	2.1
Total	\$35.61	0.1	2.1

Operating Expense per Vehicle Revenue Mile: Agency Total



Unlinked Passenger Trips per Vehicle Revenue Mile: Agency Total

