

Omaha Tribe Public Transit
2016 Annual Agency Profile

Transit Coordinator: Ms. Dawn Baxter

General Information

Federally Recognized Tribal Statistical Areas

Omaha Reservation, NE--IA

Service Consumption

6,572 Annual Unlinked Trips (UPT)

Service Supplied

233,907 Annual Vehicle Revenue Miles (VRM)

4,774 Annual Vehicle Revenue Hours (VRH)

Database Information

NTDID: 77077

Reporter Type: Tribal Reporter

Financial Information

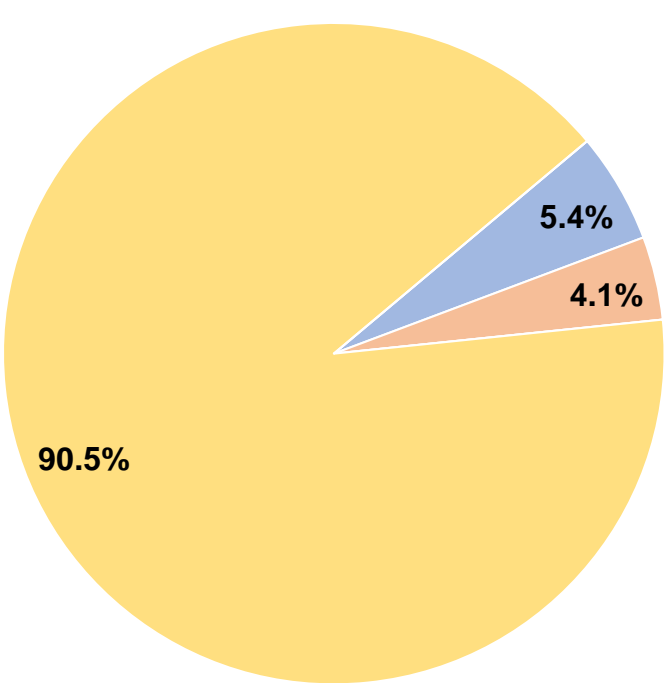
Sources of Operating Funds Expended

| | | |
|--------------------------------|-----------|--------|
| Fare Revenues | \$17,955 | 5.4% |
| Local Funds | \$13,539 | 4.1% |
| State Funds | \$0 | 0.0% |
| Federal Assistance | \$301,124 | 90.5% |
| Other Funds | \$0 | 0.0% |
| Total Operating Funds Expended | \$332,618 | 100.0% |

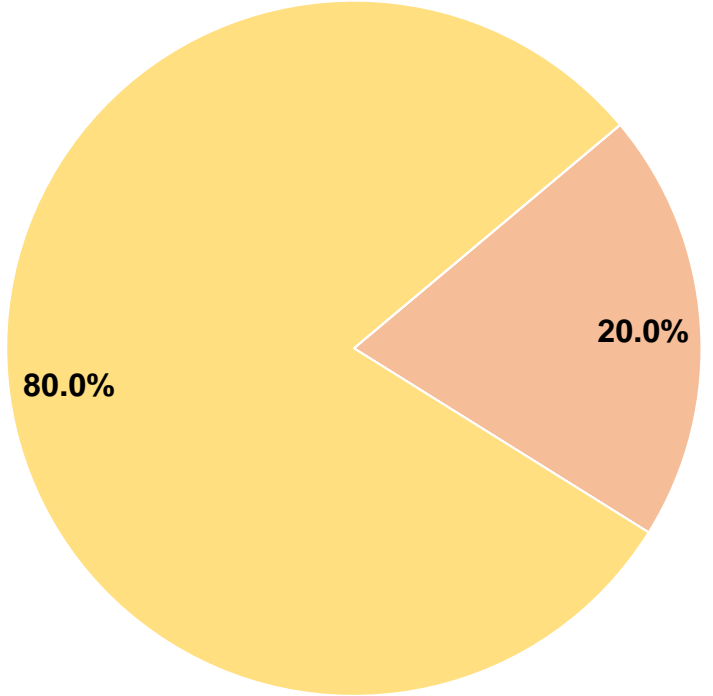
Sources of Capital Funds Expended

| | | |
|------------------------------|----------|--------|
| Fare Revenues | \$0 | 0.0% |
| Local Funds | \$14,211 | 20.0% |
| State Funds | \$0 | 0.0% |
| Federal Assistance | \$56,845 | 80.0% |
| Other Funds | \$0 | 0.0% |
| Total Capital Funds Expended | \$71,056 | 100.0% |

Operating Funding Sources



Capital Funding Sources



Modal Characteristics

Operation Characteristics

Vehicles Operated
at Maximum Service

| Mode | Directly Operated | Purchased Transportation | Operating Expenses | Fare Revenues | Uses of Capital Funds | Annual Unlinked Trips | Annual Vehicle Revenue Miles | Annual Vehicle Revenue Hours | Average Fleet Age in Years ^a |
|-----------------|----------------------|-----------------------------|-----------------------|------------------|-----------------------------|--------------------------|---------------------------------|---------------------------------|--|
| Demand Response | 4 | - | \$332,618 | \$17,955 | \$71,056 | 6,572 | 233,907 | 4,774 | 2.8 |
| Total | 4 | - | \$332,618 | \$17,955 | \$71,056 | 6,572 | 233,907 | 4,774 | |

Performance Measures

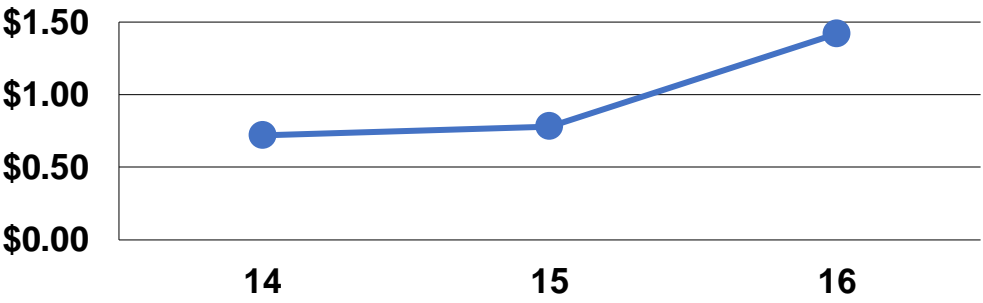
Service Efficiency

| Mode | Operating Expenses per Vehicle Revenue Mile | Operating Expenses per Vehicle Revenue Hour |
|-----------------|--|--|
| Demand Response | \$1.42 | \$69.67 |
| Total | \$1.42 | \$69.67 |

Service Effectiveness

| Mode | Operating Expenses per Unlinked Passenger Trip | Unlinked Trips per Vehicle Revenue Mile | Unlinked Trips per Vehicle Revenue Hour |
|-----------------|--|--|---|
| Demand Response | \$50.61 | 0.0 | 1.4 |
| Total | \$50.61 | 0.0 | 1.4 |

Operating Expense per Vehicle Revenue Mile:
Agency Total



Notes:

^aDemand Response - Taxi (DT) and non-dedicated fleets do not report fleet age data.