

# Winnebago Tribe of Nebraska

2016 Annual Agency Profile

P.O. Box 687  
Winnebago, NE 68071

Tribal Transit Manager: Mr. Herschel Snowball

## General Information

### Federally Recognized Tribal Statistical Areas

Winnebago Reservation and Off-Reservation Trust Land, NE--IA

### Service Consumption

81,244 Annual Unlinked Trips (UPT)

### Service Supplied

251,556 Annual Vehicle Revenue Miles (VRM)

7,225 Annual Vehicle Revenue Hours (VRH)

### Database Information

NTDID: 70004

Reporter Type: Tribal Reporter

## Financial Information

### Sources of Operating Funds Expended

Fare Revenues	\$243,732	54.9%
Local Funds	\$0	0.0%
State Funds	\$0	0.0%
Federal Assistance	\$197,937	44.6%
Other Funds	\$2,430	0.5%

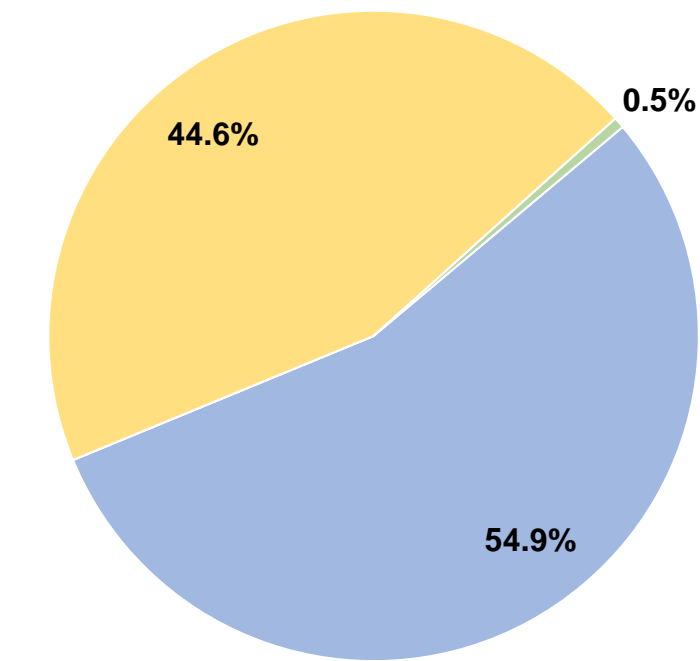
**Total Operating Funds Expended \$444,099 100.0%**

### Sources of Capital Funds Expended

Fare Revenues	\$0
Local Funds	\$0
State Funds	\$0
Federal Assistance	\$0
Other Funds	\$0

**Total Capital Funds Expended \$0**

### Operating Funding Sources



## Modal Characteristics

### Operation Characteristics

#### Vehicles Operated at Maximum Service

Mode	Directly Operated	Purchased Transportation	Operating Expenses	Fare Revenues	Uses of Capital Funds	Annual Unlinked Trips	Annual Vehicle Revenue Miles	Annual Vehicle Revenue Hours	Average Fleet Age in Years <sup>a</sup>
Demand Response	1	-	\$148,033	\$4,698	\$0	1,566	40,716	1,020	5.8
Bus	3	-	\$296,066	\$239,034	\$0	79,678	210,840	6,205	7.0
<b>Total</b>	<b>4</b>	<b>-</b>	<b>\$444,099</b>	<b>\$243,732</b>	<b>\$0</b>	<b>81,244</b>	<b>251,556</b>	<b>7,225</b>	

### Performance Measures

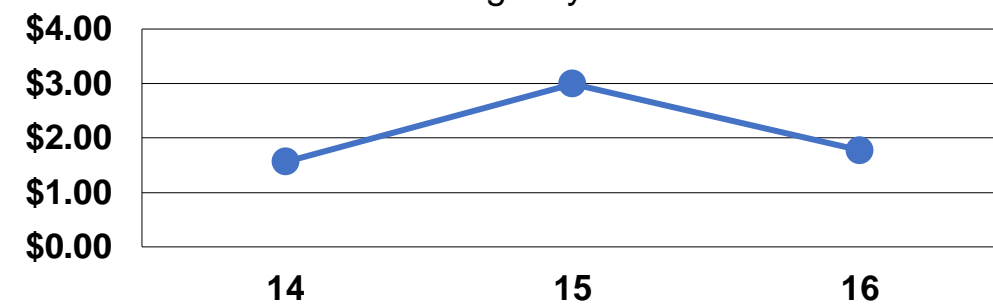
#### Service Efficiency

Mode	Operating Expenses per Vehicle Revenue Mile	Operating Expenses per Vehicle Revenue Hour
Demand Response	\$3.64	\$145.13
Bus	\$1.40	\$47.71
<b>Total</b>	<b>\$1.77</b>	<b>\$61.47</b>

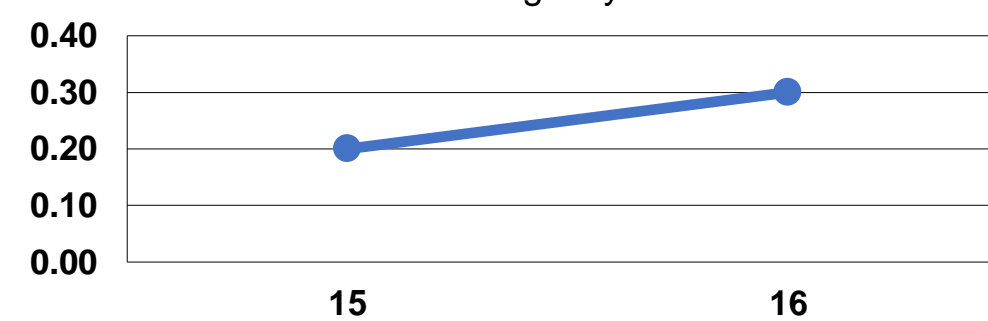
#### Service Effectiveness

Mode	Operating Expenses per Unlinked Passenger Trip	Unlinked Trips per Vehicle Revenue Mile	Unlinked Trips per Vehicle Revenue Hour
Demand Response	\$94.53	0.0	1.5
Bus	\$3.72	0.4	12.8
<b>Total</b>	<b>\$5.47</b>	<b>0.3</b>	<b>11.2</b>

Operating Expense per Vehicle Revenue Mile: Agency Total



Unlinked Passenger Trips per Vehicle Revenue Mile: Agency Total



#### Notes:

<sup>a</sup>Demand Response - Taxi (DT) and non-dedicated fleets do not report fleet age data.