

General Information

Service Consumption

13,791 Annual Unlinked Trips (UPT)

Service Supplied

101,599 Annual Vehicle Revenue Miles (VRM)

3,164 Annual Vehicle Revenue Hours (VRH)

Summary of Operating Expenses (OE)

\$239,373 Total Operating Expenses

Database Information

NTDID: 6R03-60157

Reporter Type: Rural General Public Transit

Financial Information

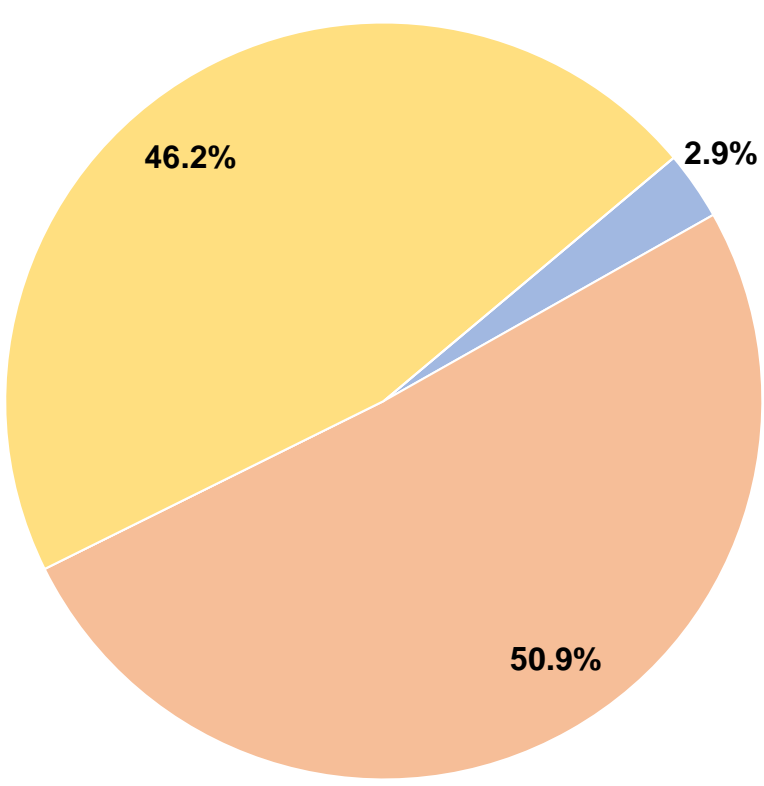
Sources of Operating Funds Expended

Fare Revenues	\$7,009	2.9%
Local Funds	\$121,752	50.9%
State Funds	\$0	0.0%
Federal Assistance	\$110,612	46.2%
Other Funds	\$0	0.0%
Total Operating Funds Expended	\$239,373	100.0%

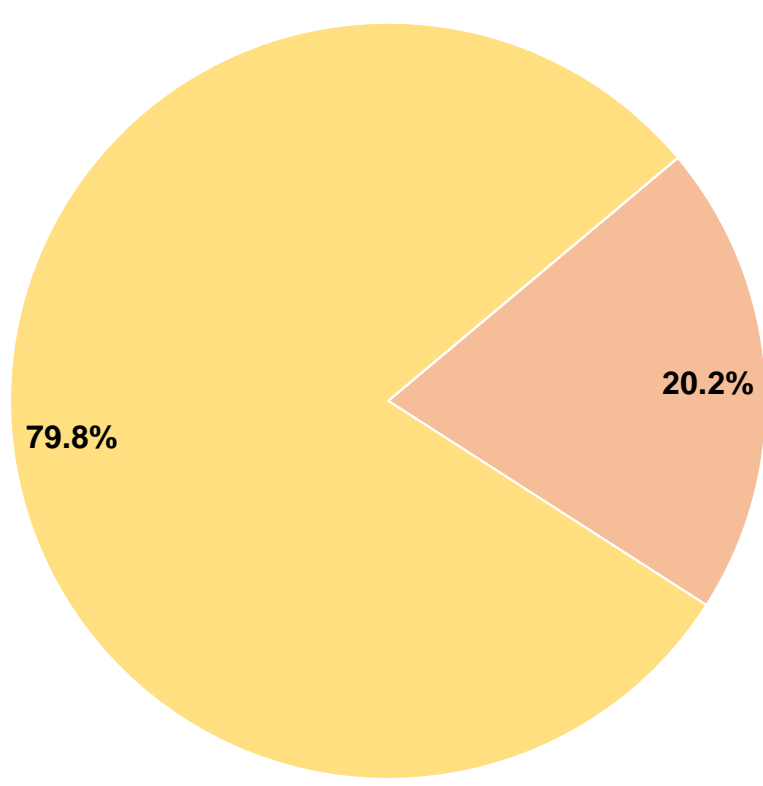
Sources of Capital Funds Expended

Fare Revenues	\$0	0.0%
Local Funds	\$45,541	20.2%
State Funds	\$0	0.0%
Federal Assistance	\$179,951	79.8%
Other Funds	\$0	0.0%
Total Capital Funds Expended	\$225,492	100.0%

Operating Funding Sources



Capital Funding Sources



Modal Characteristics

Operation Characteristics

Vehicles Operated at Maximum Service

Mode	Directly Operated	Purchased Transportation	Operating Expenses	Fare Revenues	Uses of Capital Funds	Annual Unlinked Trips	Annual Vehicle Revenue Miles	Annual Vehicle Revenue Hours
Demand Response	3	-	\$239,373	\$7,009	\$225,492	13,791	101,599	3,164
Total	3	-	\$239,373	\$7,009	\$225,492	13,791	101,599	3,164

Performance Measures

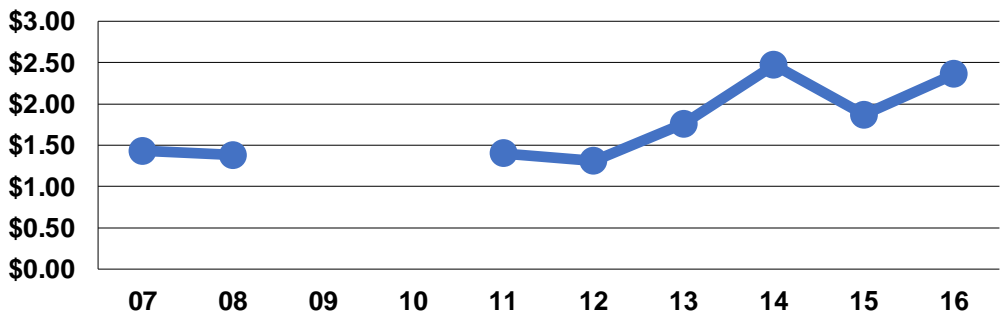
Service Efficiency

Mode	Operating Expenses per Vehicle Revenue Mile	Operating Expenses per Vehicle Revenue Hour
Demand Response	\$2.36	\$75.66
Total	\$2.36	\$75.66

Service Effectiveness

Mode	Operating Expenses per Unlinked Passenger Trip	Unlinked Trips per Vehicle Revenue Mile	Unlinked Trips per Vehicle Revenue Hour
Demand Response	\$17.36	0.1	4.4
Total	\$17.36	0.1	4.4

Operating Expense per Vehicle Revenue Mile: Agency Total



Unlinked Passenger Trips per Vehicle Revenue Mile: Agency Total

