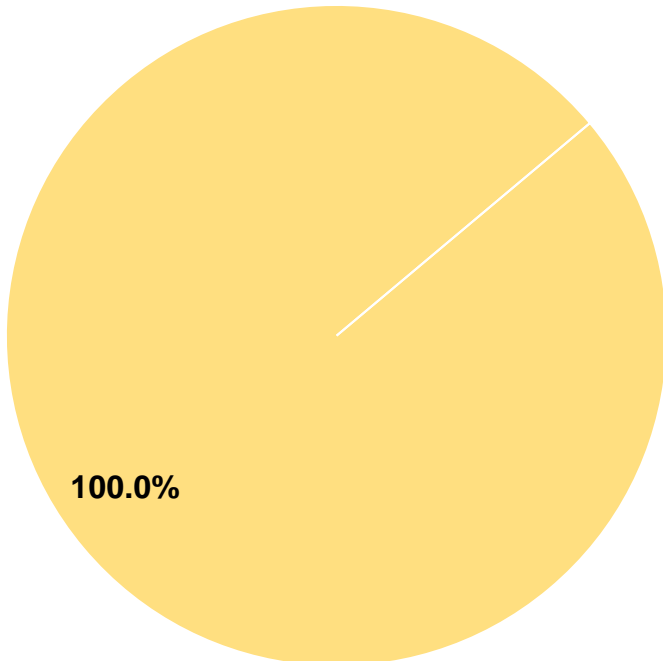
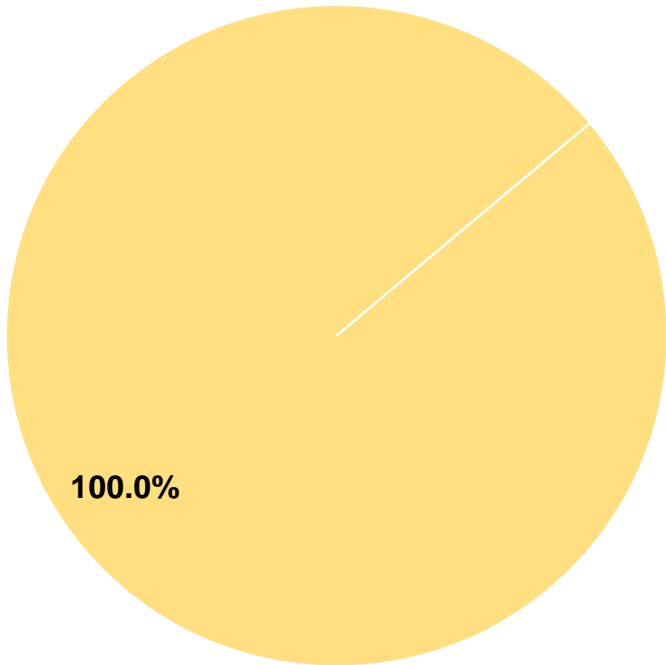


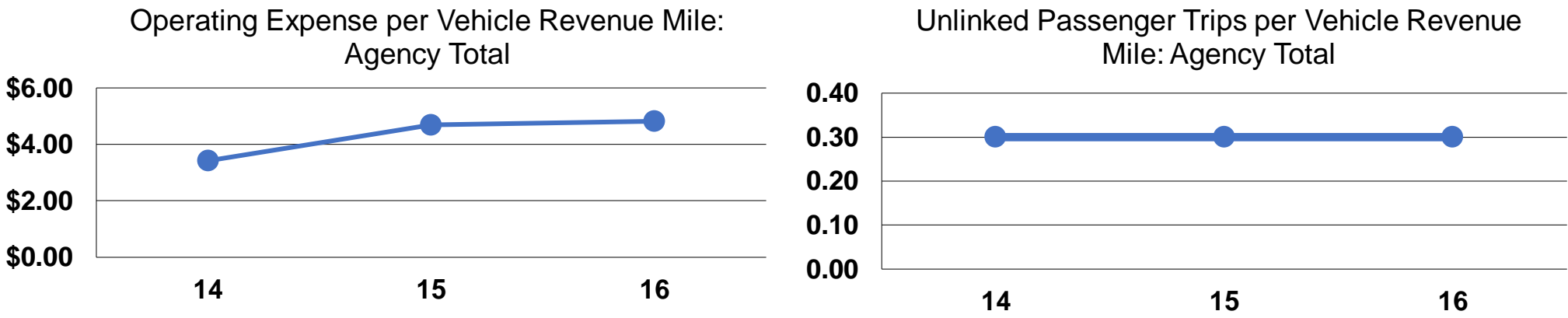
Ohkay Owingeh Pueblo
2016 Annual Agency Profile

Planning Manager: Ms. Christy Van Buren

General Information		Financial Information			
Federally Recognized Tribal Statistical Areas		Sources of Operating Funds Expended		Operating Funding Sources	
Ohkay Owingeh, NM		Fare Revenues	\$0	0.0%	
		Local Funds	\$0	0.0%	
		State Funds	\$0	0.0%	
		Federal Assistance	\$211,312	100.0%	
		Other Funds	\$0	0.0%	
		Total Operating Funds Expended	\$211,312	100.0%	
Service Consumption		Sources of Capital Funds Expended			
12,407 Annual Unlinked Trips (UPT)		Fare Revenues	\$0		
		Local Funds	\$0		
		State Funds	\$0		
		Federal Assistance	\$0		
		Other Funds	\$0		
		Total Capital Funds Expended	\$0		
Service Supplied					
43,807 Annual Vehicle Revenue Miles (VRM)					
5,228 Annual Vehicle Revenue Hours (VRH)					
Database Information					
NTDID: 66188					
Reporter Type: Tribal Reporter					



Modal Characteristics									
Operation Characteristics									
Vehicles Operated at Maximum Service									
Mode	Directly Operated	Purchased Transportation	Operating Expenses	Fare Revenues	Uses of Capital Funds	Annual Unlinked Trips	Annual Vehicle Revenue Miles	Annual Vehicle Revenue Hours	Average Fleet Age in Years ^a
Demand Response	4	-	\$211,312	\$0	\$0	12,407	43,807	5,228	4.6
Total	4	-	\$211,312	\$0	\$0	12,407	43,807	5,228	
Performance Measures									
Service Efficiency					Service Effectiveness				
Mode	Operating Expenses per Vehicle Revenue Mile		Operating Expenses per Vehicle Revenue Hour		Mode	Operating Expenses per Unlinked Passenger Trip		Unlinked Trips per Vehicle Revenue Hour	
Demand Response	\$4.82		\$40.42		Demand Response	\$17.03		0.3	
Total	\$4.82		\$40.42		Total	\$17.03		0.3	



Notes:
^aDemand Response - Taxi (DT) and non-dedicated fleets do not report fleet age data.