

General Information

Urbanized Area (UZA) Statistics - 2010 Census

Dallas-Fort Worth-Arlington, TX
 1,779 Square Miles
 5,121,892 Population
 6 Pop. Rank out of 498 UZAs

Other UZAs Served

0 Texas Non-UZA

Service Area Statistics

725 Square Miles
 159,990 Population

Service Consumption

38,258 Annual Unlinked Trips (UPT)

Service Supplied

345,436 Annual Vehicle Revenue Miles (VRM)
 21,155 Annual Vehicle Revenue Hours (VRH)

Database Information

NTDID: 60113

Reporter Type: Reduced Reporter

Financial Information

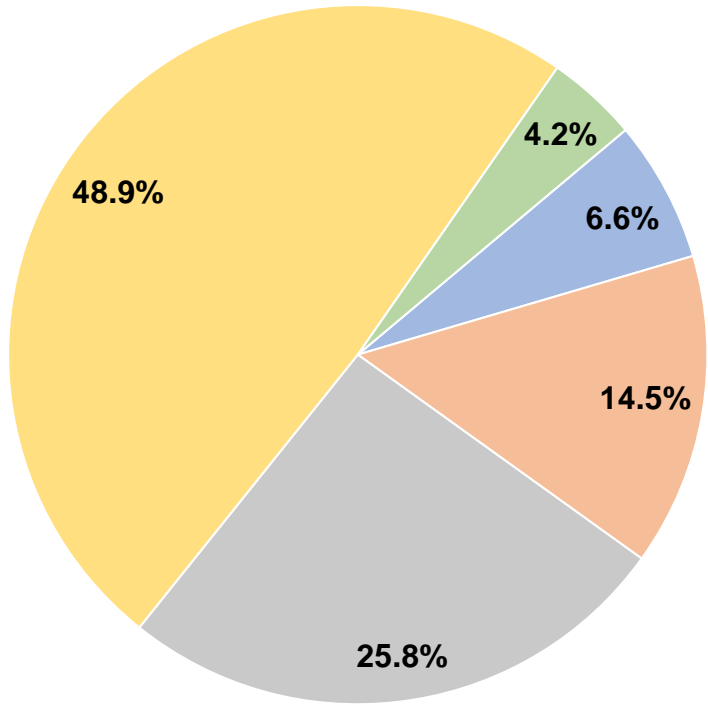
Sources of Operating Funds Expended

Fare Revenues	\$77,910	6.6%
Local Funds	\$172,041	14.5%
State Funds	\$307,061	25.8%
Federal Assistance	\$581,638	48.9%
Other Funds	\$50,144	4.2%
Total Operating Funds Expended	\$1,188,794	100.0%

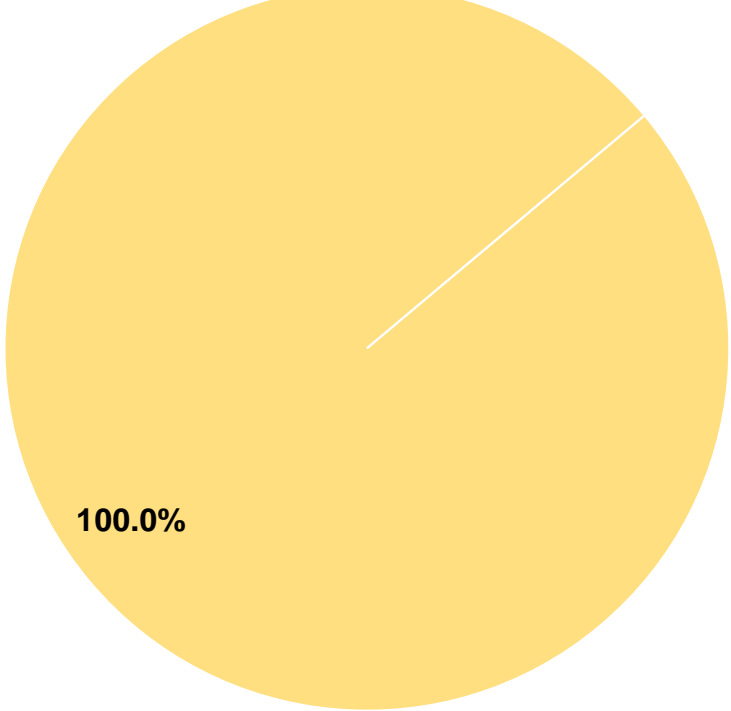
Sources of Capital Funds Expended

Fare Revenues	\$0	0.0%
Local Funds	\$0	0.0%
State Funds	\$0	0.0%
Federal Assistance	\$101,851	100.0%
Other Funds	\$0	0.0%
Total Capital Funds Expended	\$101,851	100.0%

Operating Funding Sources



Capital Funding Sources



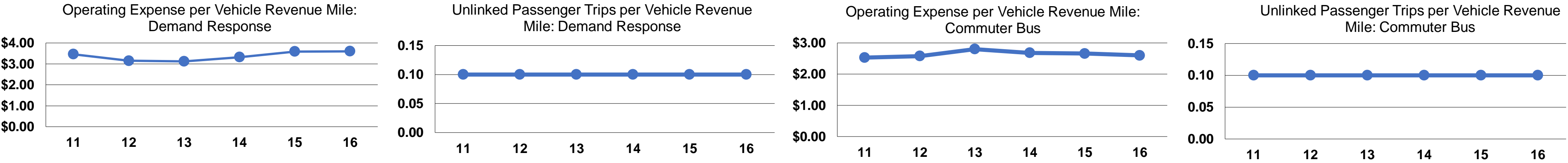
Modal Characteristics

Operation Characteristics

Mode	Vehicles Operated at Maximum Service			Fare Revenues	Uses of Capital Funds	Annual Unlinked Trips	Annual Vehicle Revenue Miles	Annual Vehicle Revenue Hours	Average Fleet Age in Years ^a
	Directly Operated	Purchased Transportation	Operating Expenses						
Commuter Bus	2	-	\$140,688	\$2,643	\$72,037	4,576	54,194	1,929	2.0
Demand Response	14	-	\$1,048,106	\$75,267	\$29,814	33,682	291,242	19,226	5.6
Total	16	-	\$1,188,794	\$77,910	\$101,851	38,258	345,436	21,155	

Performance Measures

Mode	Service Efficiency		Service Effectiveness		
	Operating Expenses per Vehicle Revenue Mile	Operating Expenses per Vehicle Revenue Hour	Operating Expenses per Unlinked Passenger Trip	Unlinked Trips per Vehicle Revenue Mile	Unlinked Trips per Vehicle Revenue Hour
Commuter Bus	\$2.60	\$72.93	\$30.74	0.1	2.4
Demand Response	\$3.60	\$54.52	\$31.12	0.1	1.8
Total	\$3.44	\$56.19	\$31.07	0.1	1.8



Notes:
^aDemand Response - Taxi (DT) and non-dedicated fleets do not report fleet age data.