

General Information

Urbanized Area (UZA) Statistics - 2010 Census

Farmington, NM  
 35 Square Miles  
 53,049 Population  
 477 Pop. Rank out of 498 UZAs

Other UZAs Served

0 New Mexico Non-UZA

Service Area Statistics

306 Square Miles  
 44,445 Population

Service Consumption

139,437 Annual Unlinked Trips (UPT)

Service Supplied

349,748 Annual Vehicle Revenue Miles (VRM)  
 21,950 Annual Vehicle Revenue Hours (VRH)

Database Information

NTDID: 60100

Reporter Type: Reduced Reporter

Financial Information

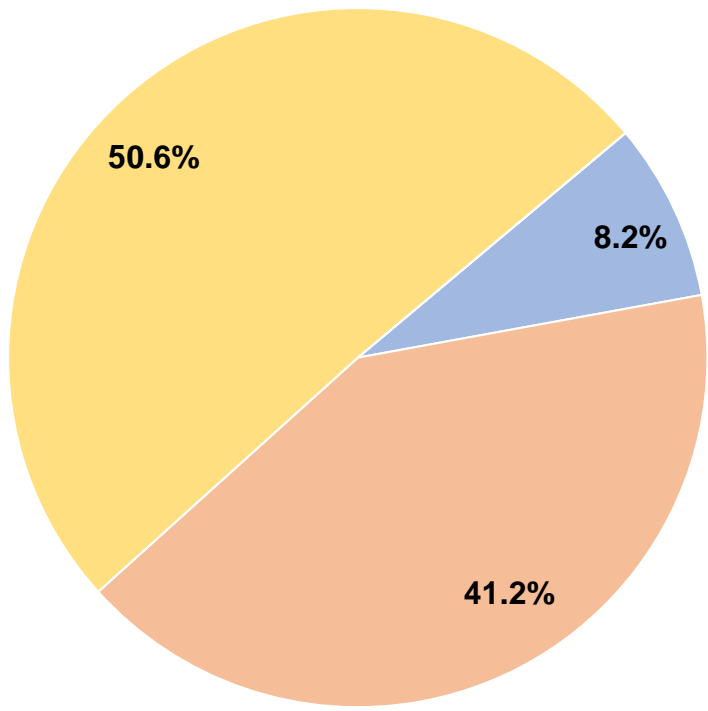
Sources of Operating Funds Expended

Fare Revenues	\$91,932	8.2%
Local Funds	\$459,602	41.2%
State Funds	\$0	0.0%
Federal Assistance	\$564,216	50.6%
Other Funds	\$0	0.0%
<b>Total Operating Funds Expended</b>	<b>\$1,115,750</b>	<b>100.0%</b>

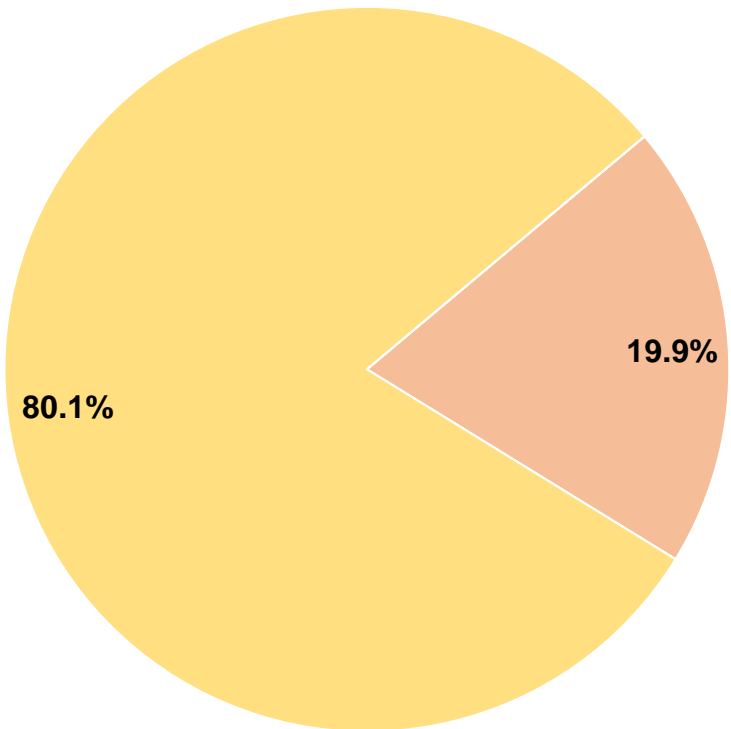
Sources of Capital Funds Expended

Fare Revenues	\$0	0.0%
Local Funds	\$73,297	19.9%
State Funds	\$0	0.0%
Federal Assistance	\$295,209	80.1%
Other Funds	\$0	0.0%
<b>Total Capital Funds Expended</b>	<b>\$368,506</b>	<b>100.0%</b>

Operating Funding Sources



Capital Funding Sources



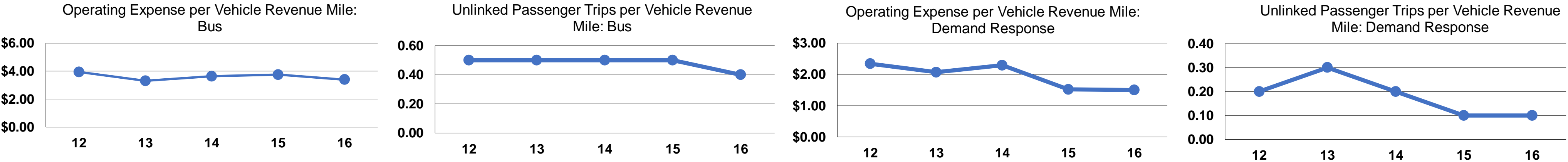
Modal Characteristics

Operation Characteristics

Mode	Vehicles Operated at Maximum Service			Fare Revenues	Uses of Capital Funds	Annual Unlinked Trips	Annual Vehicle Revenue Miles	Annual Vehicle Revenue Hours	Average Fleet Age in Years <sup>a</sup>
	Directly Operated	Purchased Transportation	Operating Expenses						
Demand Response	-	2	\$55,762	\$9,167	\$0	4,756	37,125	3,065	4.0
Bus	-	8	\$1,059,988	\$82,765	\$368,506	134,681	312,623	18,885	3.3
<b>Total</b>	<b>-</b>	<b>10</b>	<b>\$1,115,750</b>	<b>\$91,932</b>	<b>\$368,506</b>	<b>139,437</b>	<b>349,748</b>	<b>21,950</b>	

Performance Measures

Mode	Service Efficiency		Service Effectiveness		
	Operating Expenses per Vehicle Revenue Mile	Operating Expenses per Vehicle Revenue Hour	Operating Expenses per Unlinked Passenger Trip	Unlinked Trips per Vehicle Revenue Mile	Unlinked Trips per Vehicle Revenue Hour
Demand Response	\$1.50	\$18.19	\$11.72	0.1	1.6
Bus	\$3.39	\$56.13	\$7.87	0.4	7.1
<b>Total</b>	<b>\$3.19</b>	<b>\$50.83</b>	<b>\$8.00</b>	<b>0.4</b>	<b>6.4</b>



Notes:  
<sup>a</sup>Demand Response - Taxi (DT) and non-dedicated fleets do not report fleet age data.