

General Information

Urbanized Area (UZA) Statistics - 2010 Census

Tyler, TX
90 Square Miles
130,247 Population
247 Pop. Rank out of 498 UZAs

Service Area Statistics

56 Square Miles
110,490 Population

Service Consumption

193,713 Annual Unlinked Trips (UPT)

Service Supplied

577,595 Annual Vehicle Revenue Miles (VRM)
38,716 Annual Vehicle Revenue Hours (VRH)

Database Information

NTDID: 60089
Reporter Type: Reduced Reporter

Financial Information

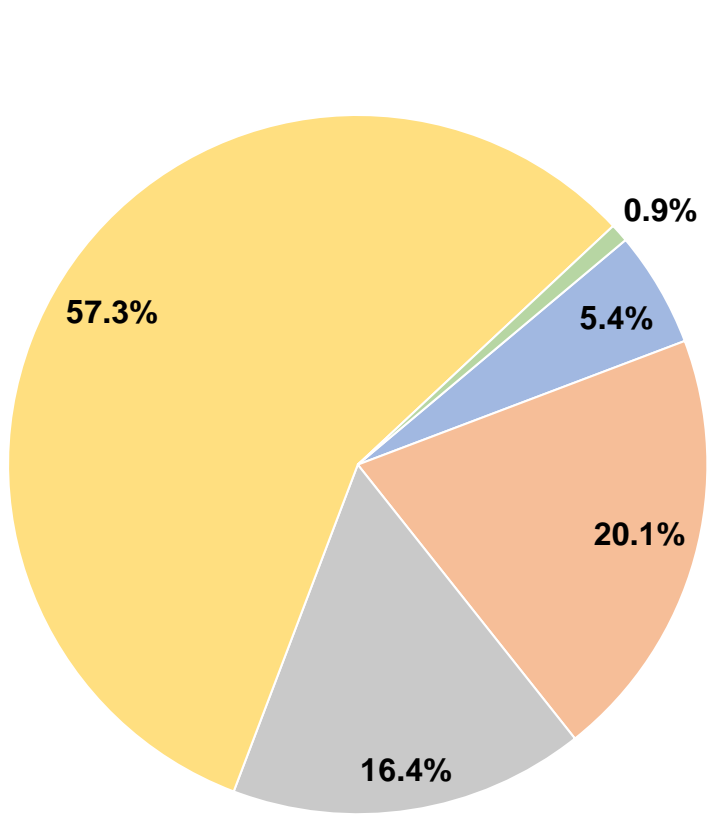
Sources of Operating Funds Expended

Fare Revenues	\$145,490	5.4%
Local Funds	\$545,754	20.1%
State Funds	\$446,689	16.4%
Federal Assistance	\$1,555,726	57.3%
Other Funds	\$23,107	0.9%
Total Operating Funds Expended	\$2,716,766	100.0%

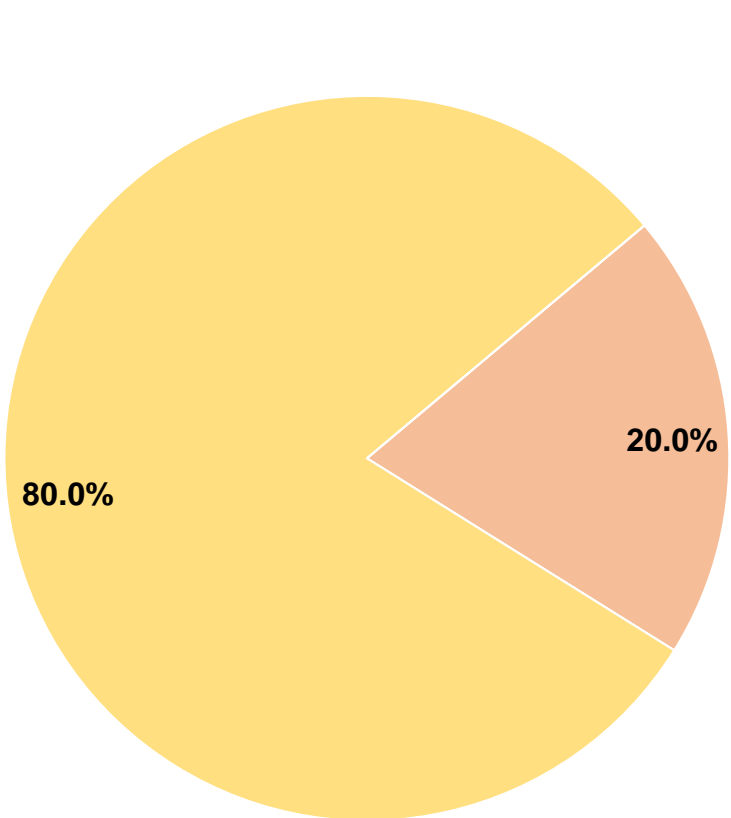
Sources of Capital Funds Expended

Fare Revenues	\$0	0.0%
Local Funds	\$6,740	20.0%
State Funds	\$0	0.0%
Federal Assistance	\$26,960	80.0%
Other Funds	\$0	0.0%
Total Capital Funds Expended	\$33,700	100.0%

Operating Funding Sources



Capital Funding Sources



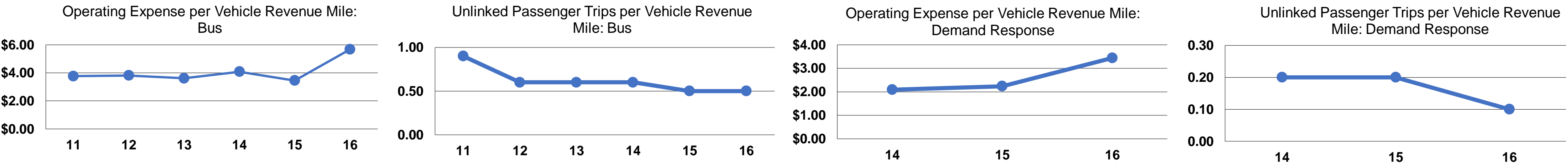
Modal Characteristics

Operation Characteristics

Mode	Vehicles Operated at Maximum Service			Fare Revenues	Uses of Capital Funds	Annual Unlinked Trips	Annual Vehicle Revenue Miles	Annual Vehicle Revenue Hours	Average Fleet Age in Years ^a
	Directly Operated	Purchased Transportation	Operating Expenses						
Demand Response	8	-	\$816,450	\$50,501	\$0	34,632	237,390	16,209	7.0
Demand Response - Taxi	-	7	\$128,146	\$7,061	\$0	7,065	31,085	1,995	0.0
Bus	6	-	\$1,756,455	\$87,928	\$33,700	152,016	309,120	20,512	10.2
Total	14	7	\$2,701,051	\$145,490	\$33,700	193,713	577,595	38,716	

Performance Measures

Mode	Service Efficiency		Service Effectiveness		
	Operating Expenses per Vehicle Revenue Mile	Operating Expenses per Vehicle Revenue Hour	Operating Expenses per Unlinked Passenger Trip	Unlinked Trips per Vehicle Revenue Mile	Unlinked Trips per Vehicle Revenue Hour
Demand Response	\$3.44	\$50.37	\$23.58	0.2	2.1
Demand Response - Taxi	\$4.12	\$64.23	\$18.14	0.2	3.5
Bus	\$5.68	\$85.63	\$11.55	0.5	7.4
Total	\$4.68	\$69.77	\$13.94	0.3	5.0



Notes:
^aDemand Response - Taxi (DT) and non-dedicated fleets do not report fleet age data.

