

General Information

Urbanized Area (UZA) Statistics - 2010 Census

Houma, LA  
 91 Square Miles  
 144,875 Population  
 226 Pop. Rank out of 498 UZAs

Service Area Statistics

57 Square Miles  
 82,803 Population

Service Consumption

168,448 Annual Unlinked Trips (UPT)

Service Supplied

367,107 Annual Vehicle Revenue Miles (VRM)  
 20,154 Annual Vehicle Revenue Hours (VRH)

Database Information

NTDID: 60080

Reporter Type: Reduced Reporter

Financial Information

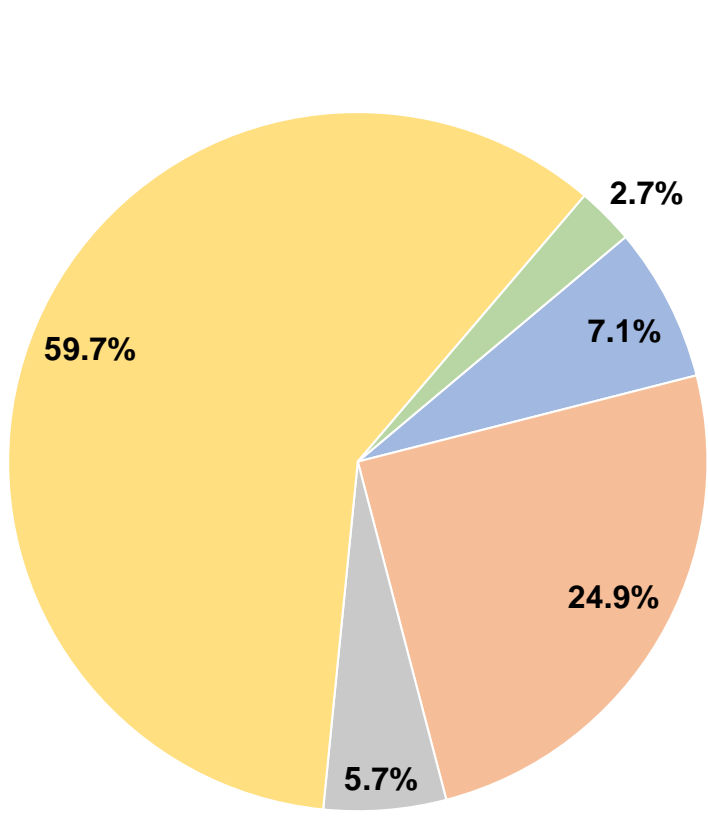
Sources of Operating Funds Expended

Fare Revenues	\$136,557	7.1%
Local Funds	\$476,047	24.9%
State Funds	\$108,171	5.7%
Federal Assistance	\$1,140,826	59.7%
Other Funds	\$50,705	2.7%
<b>Total Operating Funds Expended</b>	<b>\$1,912,306</b>	<b>100.0%</b>

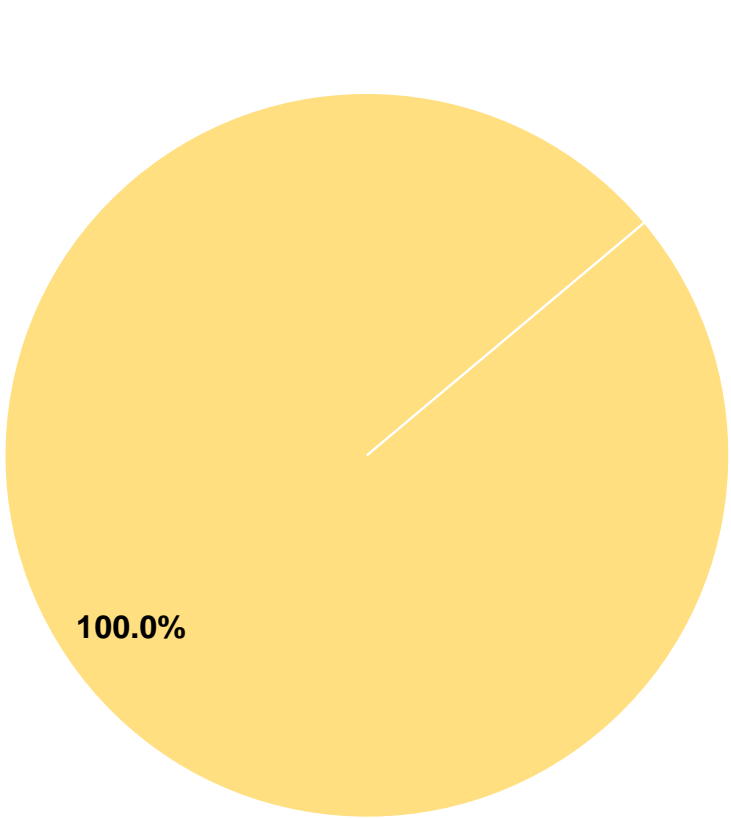
Sources of Capital Funds Expended

Fare Revenues	\$0	0.0%
Local Funds	\$0	0.0%
State Funds	\$0	0.0%
Federal Assistance	\$70,936	100.0%
Other Funds	\$0	0.0%
<b>Total Capital Funds Expended</b>	<b>\$70,936</b>	<b>100.0%</b>

Operating Funding Sources



Capital Funding Sources



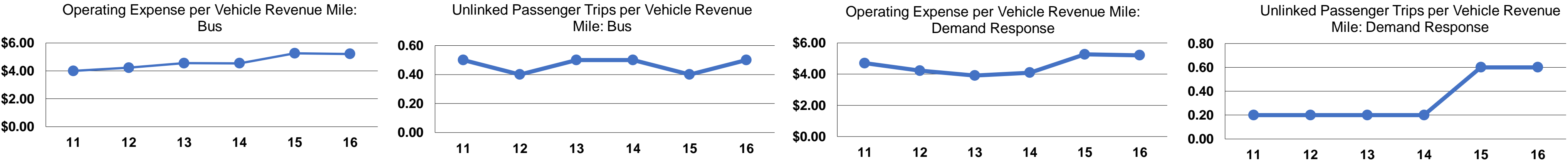
Modal Characteristics

Operation Characteristics

Mode	Vehicles Operated at Maximum Service			Fare Revenues	Uses of Capital Funds	Annual Unlinked Trips	Annual Vehicle Revenue Miles	Annual Vehicle Revenue Hours	Average Fleet Age in Years <sup>a</sup>
	Directly Operated	Purchased Transportation	Operating Expenses						
Demand Response	2	-	\$41,517	\$8,076	\$0	4,860	7,970	609	7.0
Bus	8	-	\$1,870,789	\$128,481	\$70,936	163,588	359,137	19,545	6.6
<b>Total</b>	<b>10</b>	<b>-</b>	<b>\$1,912,306</b>	<b>\$136,557</b>	<b>\$70,936</b>	<b>168,448</b>	<b>367,107</b>	<b>20,154</b>	

Performance Measures

Mode	Service Efficiency		Service Effectiveness		
	Operating Expenses per Vehicle Revenue Mile	Operating Expenses per Vehicle Revenue Hour	Operating Expenses per Unlinked Passenger Trip	Unlinked Trips per Vehicle Revenue Mile	Unlinked Trips per Vehicle Revenue Hour
Demand Response	\$5.21	\$68.17	\$8.54	0.6	8.0
Bus	\$5.21	\$95.72	\$11.44	0.5	8.4
<b>Total</b>	<b>\$5.21</b>	<b>\$94.88</b>	<b>\$11.35</b>	<b>0.5</b>	<b>8.4</b>



**Notes:**  
<sup>a</sup>Demand Response - Taxi (DT) and non-dedicated fleets do not report fleet age data.