

General Information

Urbanized Area (UZA) Statistics - 2010 Census

Las Cruces, NM
 65 Square Miles
 128,600 Population
 250 Pop. Rank out of 498 UZAs

Service Area Statistics

55 Square Miles
 107,419 Population

Service Consumption

727,137 Annual Unlinked Trips (UPT)

Service Supplied

723,533 Annual Vehicle Revenue Miles (VRM)
 60,583 Annual Vehicle Revenue Hours (VRH)

Database Information

NTDID: 60049

Reporter Type: Reduced Reporter

Financial Information

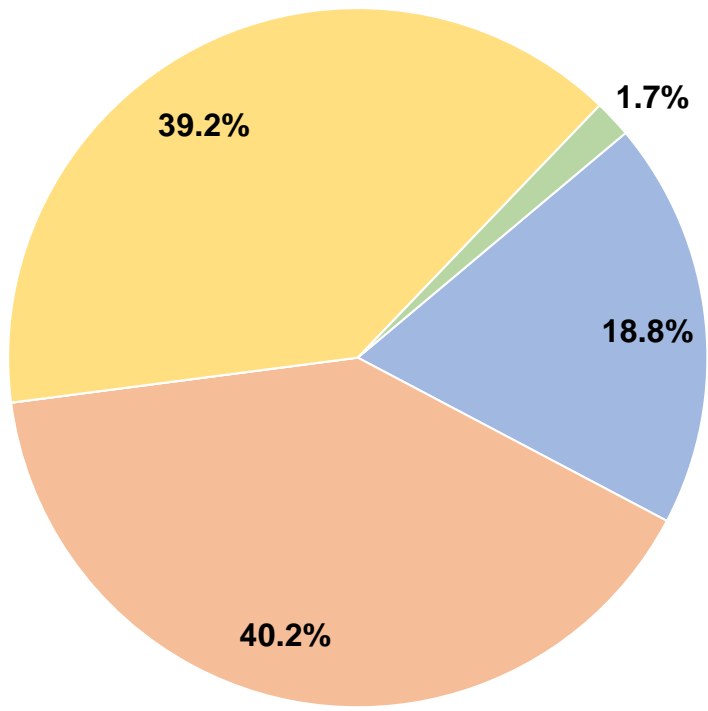
Sources of Operating Funds Expended

Fare Revenues	\$709,481	18.8%
Local Funds	\$1,513,853	40.2%
State Funds	\$0	0.0%
Federal Assistance	\$1,476,712	39.2%
Other Funds	\$64,932	1.7%
Total Operating Funds Expended	\$3,764,978	100.0%

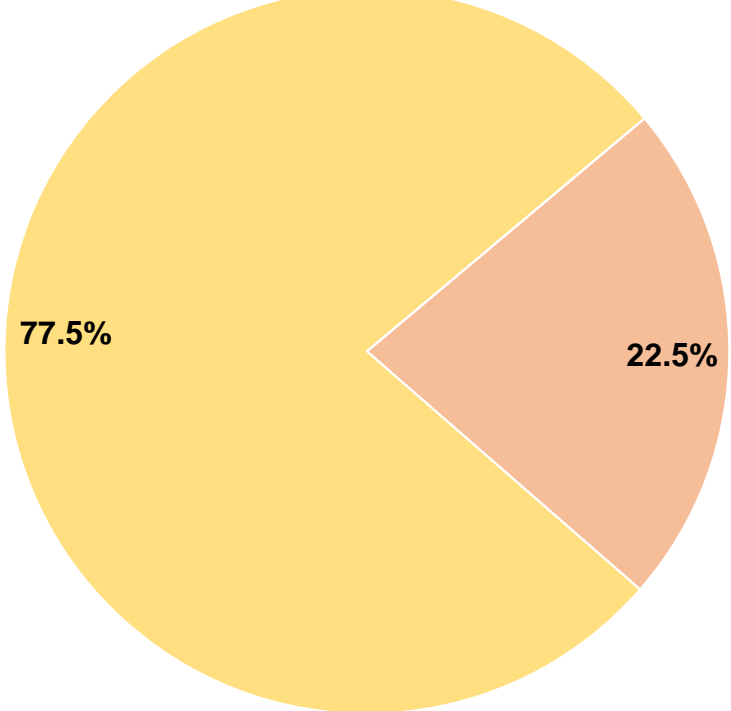
Sources of Capital Funds Expended

Fare Revenues	\$0	0.0%
Local Funds	\$244,977	22.5%
State Funds	\$0	0.0%
Federal Assistance	\$842,576	77.5%
Other Funds	\$0	0.0%
Total Capital Funds Expended	\$1,087,553	100.0%

Operating Funding Sources



Capital Funding Sources



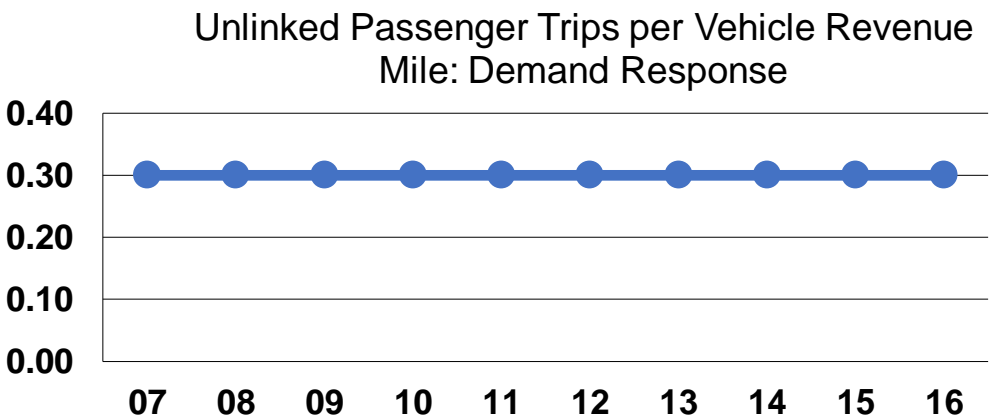
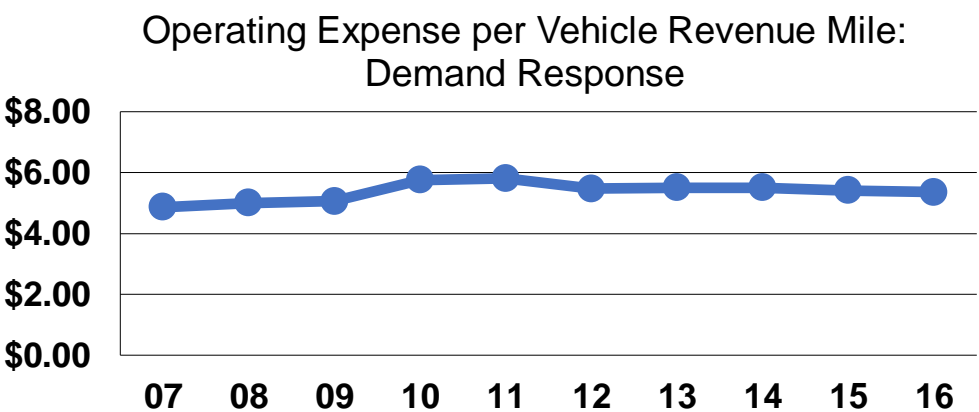
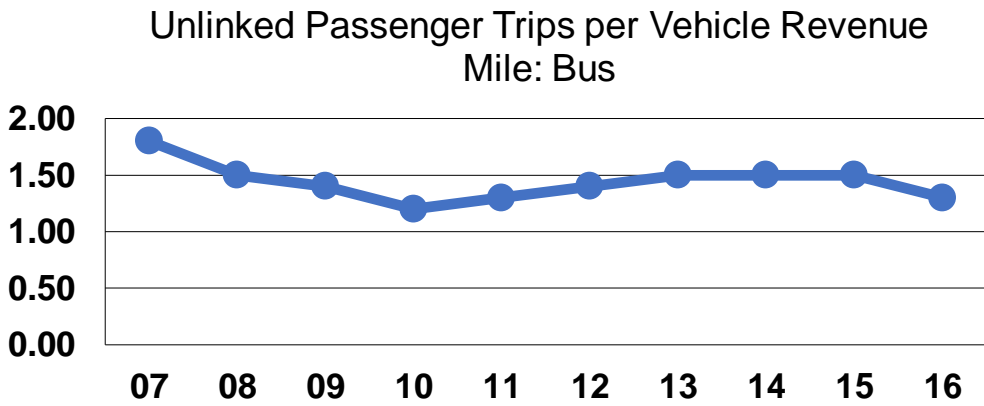
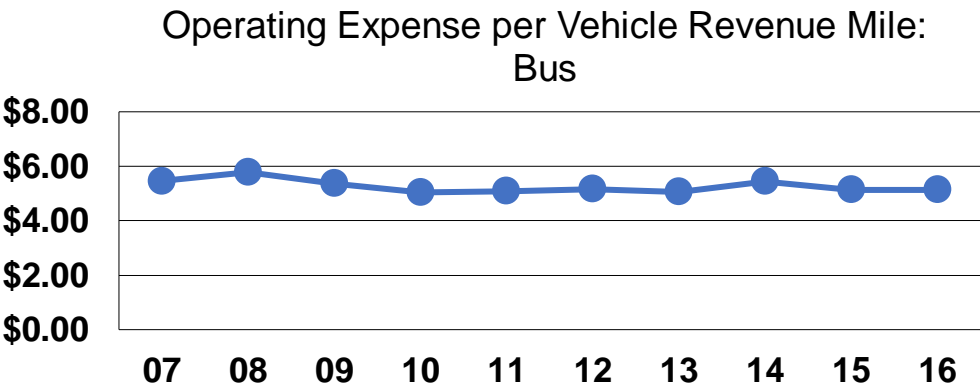
Modal Characteristics

Operation Characteristics

Mode	Vehicles Operated at Maximum Service			Fare Revenues	Uses of Capital Funds	Annual Unlinked Trips	Annual Vehicle Revenue Miles	Annual Vehicle Revenue Hours	Average Fleet Age in Years ^a
	Directly Operated	Purchased Transportation	Operating Expenses						
Demand Response	14	-	\$1,133,830	\$21,370	\$603,200	59,401	211,432	23,011	6.0
Bus	13	-	\$2,631,148	\$688,111	\$484,353	667,736	512,101	37,572	9.4
Total	27	-	\$3,764,978	\$709,481	\$1,087,553	727,137	723,533	60,583	

Performance Measures

Mode	Service Efficiency		Service Effectiveness		
	Operating Expenses per Vehicle Revenue Mile	Operating Expenses per Vehicle Revenue Hour	Operating Expenses per Unlinked Passenger Trip	Unlinked Trips per Vehicle Revenue Mile	Unlinked Trips per Vehicle Revenue Hour
Demand Response	\$5.36	\$49.27	\$19.09	0.3	2.6
Bus	\$5.14	\$70.03	\$3.94	1.3	17.8
Total	\$5.20	\$62.15	\$5.18	1.0	12.0



Notes:
^aDemand Response - Taxi (DT) and non-dedicated fleets do not report fleet age data.