http://www.reedsburgwi.gov
134 South Locust Street
Reedsburg, WI 53959

City of Reedsburg

2016 Annual Agency Profile

Transit Section Lead Worker: Mr. Chad Reuter

General Information

Service Consumption

33,063 **Annual Unlinked Trips (UPT)**

Service Supplied

158,403 **Annual Vehicle Revenue Miles (VRM)**
11,839 **Annual Vehicle Revenue Hours (VRH)**

Summary of Operating Expenses (OE)

$278,093 **Total Operating Expenses**

Database Information

NTDID: 5R06-50490
Reporter Type: Rural General Public Transit

Financial Information

Sources of Operating Funds Expended

Fare Revenues	$124,505	44.8%
Local Funds	$0	0.0%
State Funds	$81,861	29.4%
Federal Assistance	$71,727	25.8%
Other Funds	$0	0.0%
Total Operating Funds Expended	**$278,093**	100.0%

Sources of Capital Funds Expended

Fare Revenues	$0	0.0%
Local Funds	$7,323	21.7%
State Funds	$0	0.0%
Federal Assistance	$26,400	78.3%
Other Funds	$0	0.0%
Total Capital Funds Expended	**$33,723**	100.0%

Operating Funding Sources

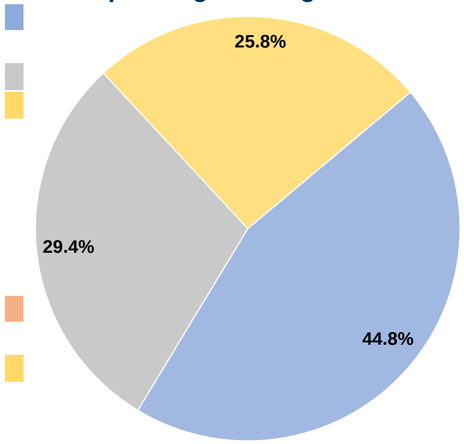

Capital Funding Sources

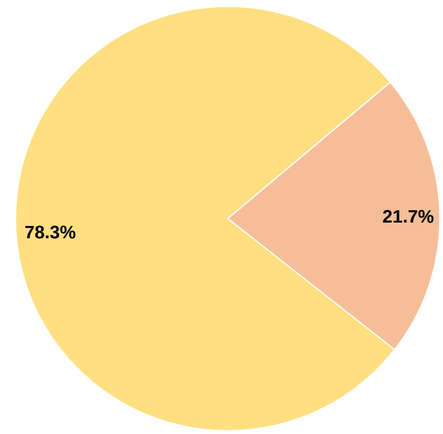

Modal Characteristics

Operation Characteristics

Mode	Vehicles Operated at Maximum Service: Directly Operated	Vehicles Operated at Maximum Service: Purchased Transportation	Operating Expenses	Fare Revenues	Uses of Capital Funds	Annual Unlinked Trips	Annual Vehicle Revenue Miles	Annual Vehicle Revenue Hours
Demand Response - Taxi	-	5	$278,093	$124,505	$33,723	33,063	158,403	11,839
Total	**-**	**5**	**$278,093**	**$124,505**	**$33,723**	**33,063**	**158,403**	**11,839**

Performance Measures

Service Efficiency

Mode	Operating Expenses per Vehicle Revenue Mile	Operating Expenses per Vehicle Revenue Hour
Demand Response - Taxi	$1.76	$23.49
Total	**$1.76**	**$23.49**

Service Effectiveness

Mode	Operating Expenses per Unlinked Passenger Trip	Unlinked Trips per Vehicle Revenue Mile	Unlinked Trips per Vehicle Revenue Hour
Demand Response - Taxi	$8.41	0.2	2.8
Total	**$8.41**	**0.2**	**2.8**

Operating Expense per Vehicle Revenue Mile: Agency Total

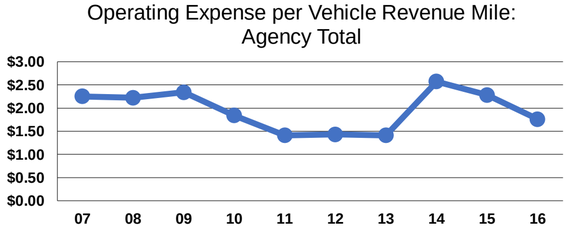
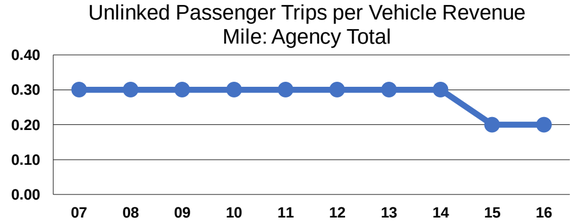
Unlinked Passenger Trips per Vehicle Revenue Mile: Agency Total