

General Information

Service Consumption

59,457 Annual Unlinked Trips (UPT)

Service Supplied

180,272 Annual Vehicle Revenue Miles (VRM)

16,804 Annual Vehicle Revenue Hours (VRH)

Summary of Operating Expenses (OE)

\$452,353 Total Operating Expenses

Database Information

NTDID: 5R06-50336

Reporter Type: Rural General Public Transit

Financial Information

Sources of Operating Funds Expended

Fare Revenues	\$158,836	35.1%
Local Funds	\$29,853	6.6%
State Funds	\$118,911	26.3%
Federal Assistance	\$144,753	32.0%
Other Funds	\$0	0.0%

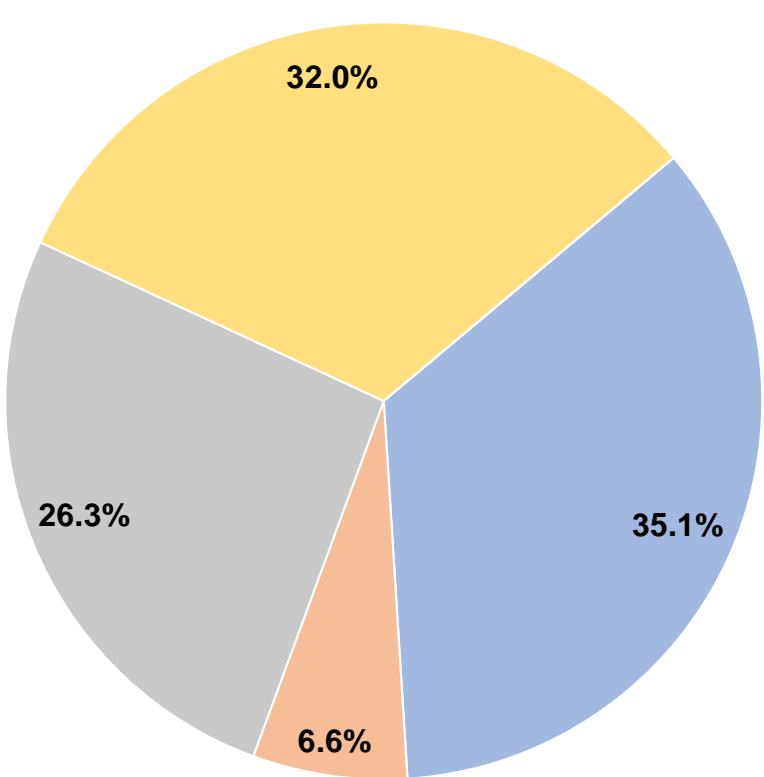
Total Operating Funds Expended \$452,353 100.0%

Sources of Capital Funds Expended

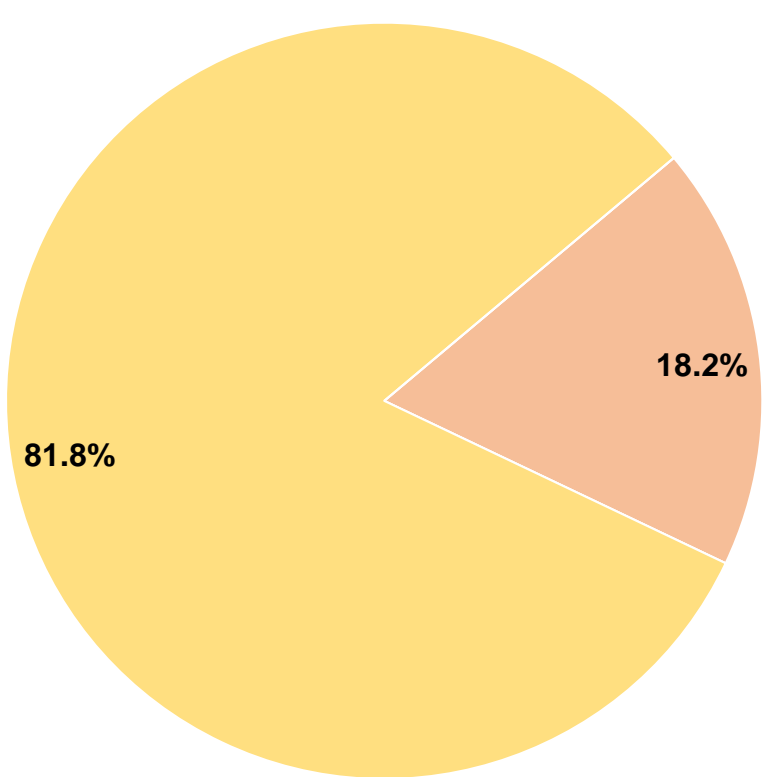
Fare Revenues	\$0	0.0%
Local Funds	\$9,371	18.2%
State Funds	\$0	0.0%
Federal Assistance	\$42,178	81.8%
Other Funds	\$0	0.0%

Total Capital Funds Expended \$51,549 100.0%

Operating Funding Sources



Capital Funding Sources



Modal Characteristics

Operation Characteristics

Vehicles Operated
at Maximum Service

Mode	Directly Operated	Purchased Transportation	Operating Expenses	Fare Revenues	Uses of Capital Funds	Annual Unlinked Trips	Annual Vehicle Revenue Miles	Annual Vehicle Revenue Hours
Demand Response - Taxi	-	6	\$452,353	\$158,836	\$51,549	59,457	180,272	16,804
Total	-	6	\$452,353	\$158,836	\$51,549	59,457	180,272	16,804

Performance Measures

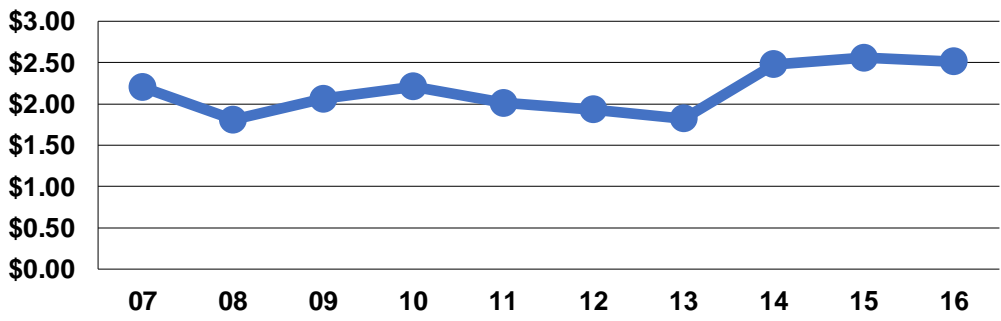
Service Efficiency

Mode	Operating Expenses per Vehicle Revenue Mile	Operating Expenses per Vehicle Revenue Hour
Demand Response - Taxi	\$2.51	\$26.92
Total	\$2.51	\$26.92

Service Effectiveness

Mode	Operating Expenses per Unlinked Passenger Trip	Unlinked Trips per Vehicle Revenue Mile	Unlinked Trips per Vehicle Revenue Hour
Demand Response - Taxi	\$7.61	0.3	3.5
Total	\$7.61	0.3	3.5

Operating Expense per Vehicle Revenue Mile:
Agency Total



Unlinked Passenger Trips per Vehicle Revenue
Mile: Agency Total

