

General Information

Service Consumption

121,834 Annual Unlinked Trips (UPT)

Service Supplied

404,059 Annual Vehicle Revenue Miles (VRM)

22,530 Annual Vehicle Revenue Hours (VRH)

Summary of Operating Expenses (OE)

\$852,749 Total Operating Expenses

Database Information

NTDID: 5R03-50511

Reporter Type: Rural General Public Transit

Financial Information

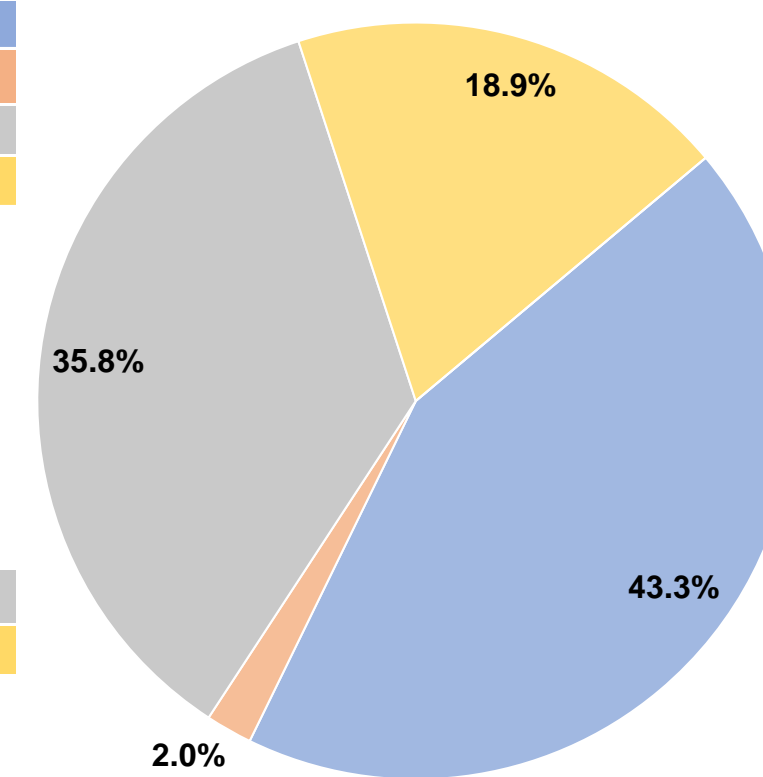
Sources of Operating Funds Expended

Fare Revenues	\$369,606	43.3%
Local Funds	\$16,969	2.0%
State Funds	\$304,943	35.8%
Federal Assistance	\$161,231	18.9%
Other Funds	\$0	0.0%
Total Operating Funds Expended	\$852,749	100.0%

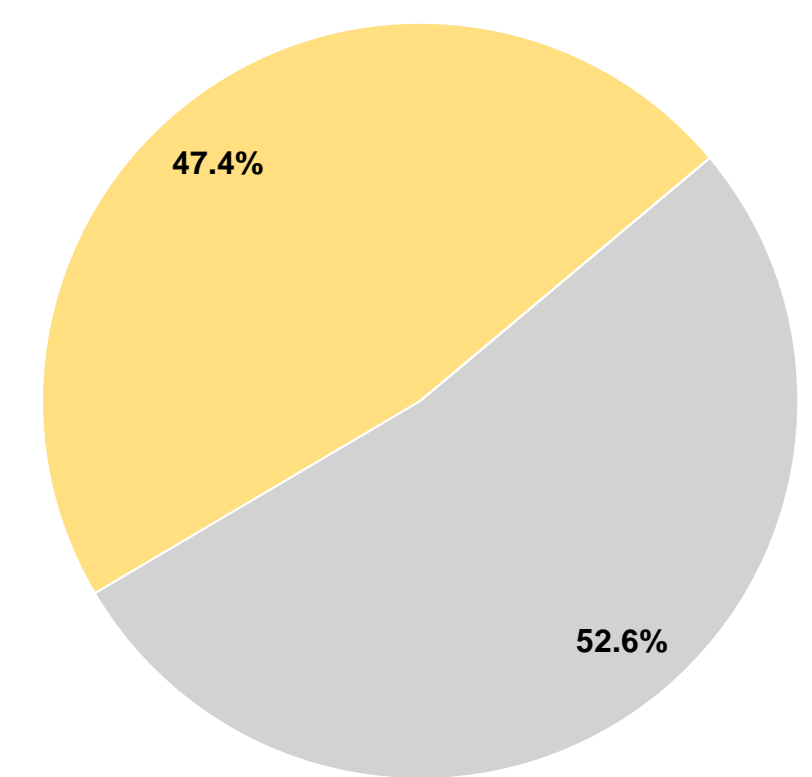
Sources of Capital Funds Expended

Fare Revenues	\$0	0.0%
Local Funds	\$0	0.0%
State Funds	\$463,848	52.6%
Federal Assistance	\$417,740	47.4%
Other Funds	\$0	0.0%
Total Capital Funds Expended	\$881,588	100.0%

Operating Funding Sources



Capital Funding Sources



Modal Characteristics

Operation Characteristics

Vehicles Operated at Maximum Service

Mode	Directly Operated	Purchased Transportation	Operating Expenses	Fare Revenues	Uses of Capital Funds	Annual Unlinked Trips	Annual Vehicle Revenue Miles	Annual Vehicle Revenue Hours
Demand Response	14	-	\$852,749	\$369,606	\$881,588	121,834	404,059	22,530
Total	14	-	\$852,749	\$369,606	\$881,588	121,834	404,059	22,530

Performance Measures

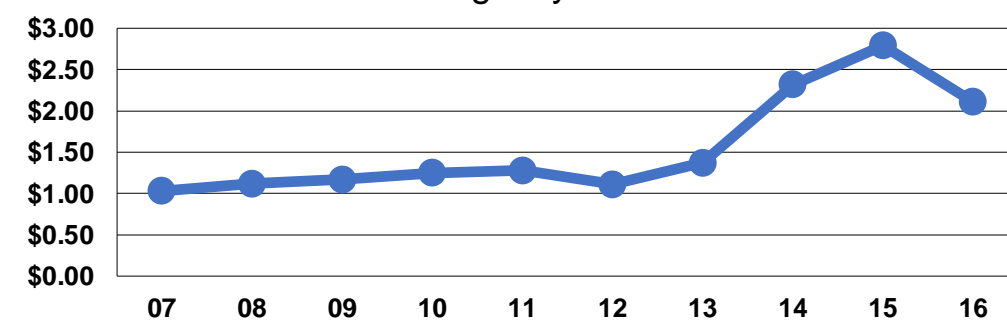
Service Efficiency

Mode	Operating Expenses per Vehicle Revenue Mile	Operating Expenses per Vehicle Revenue Hour
Demand Response	\$2.11	\$37.85
Total	\$2.11	\$37.85

Service Effectiveness

Mode	Operating Expenses per Unlinked Passenger Trip	Unlinked Trips per Vehicle Revenue Mile	Unlinked Trips per Vehicle Revenue Hour
Demand Response	\$7.00	0.3	5.4
Total	\$7.00	0.3	5.4

Operating Expense per Vehicle Revenue Mile: Agency Total



Unlinked Passenger Trips per Vehicle Revenue Mile: Agency Total

