

General Information

Service Consumption

27,886 Annual Unlinked Trips (UPT)

Service Supplied

85,706 Annual Vehicle Revenue Miles (VRM)

8,284 Annual Vehicle Revenue Hours (VRH)

Summary of Operating Expenses (OE)

\$309,280 Total Operating Expenses

Database Information

NTDID: 5R03-50404

Reporter Type: Rural General Public Transit

Financial Information

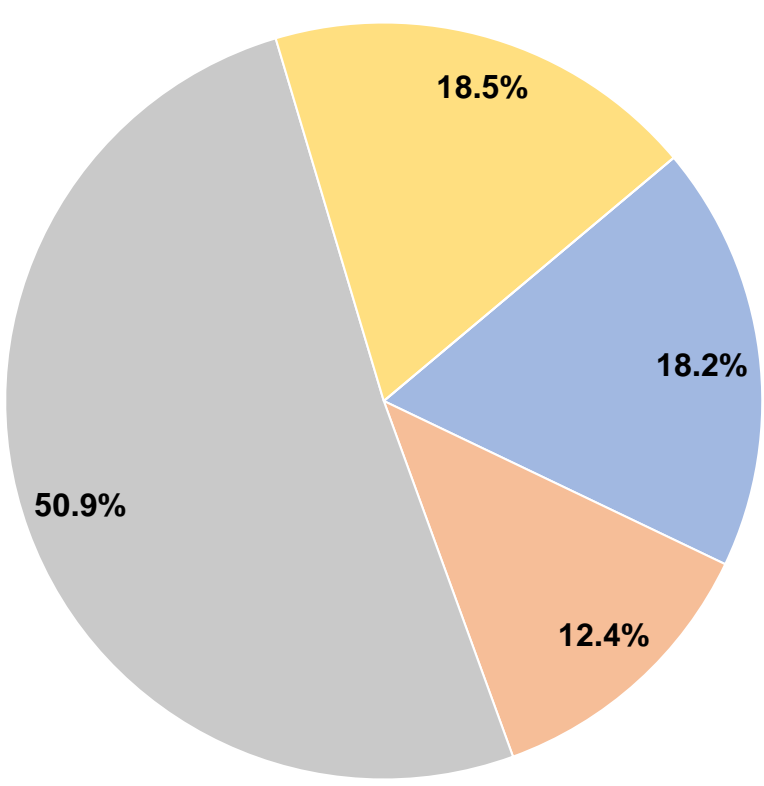
Sources of Operating Funds Expended

Fare Revenues	\$56,318	18.2%
Local Funds	\$38,212	12.4%
State Funds	\$157,533	50.9%
Federal Assistance	\$57,217	18.5%
Other Funds	\$0	0.0%
Total Operating Funds Expended	\$309,280	100.0%

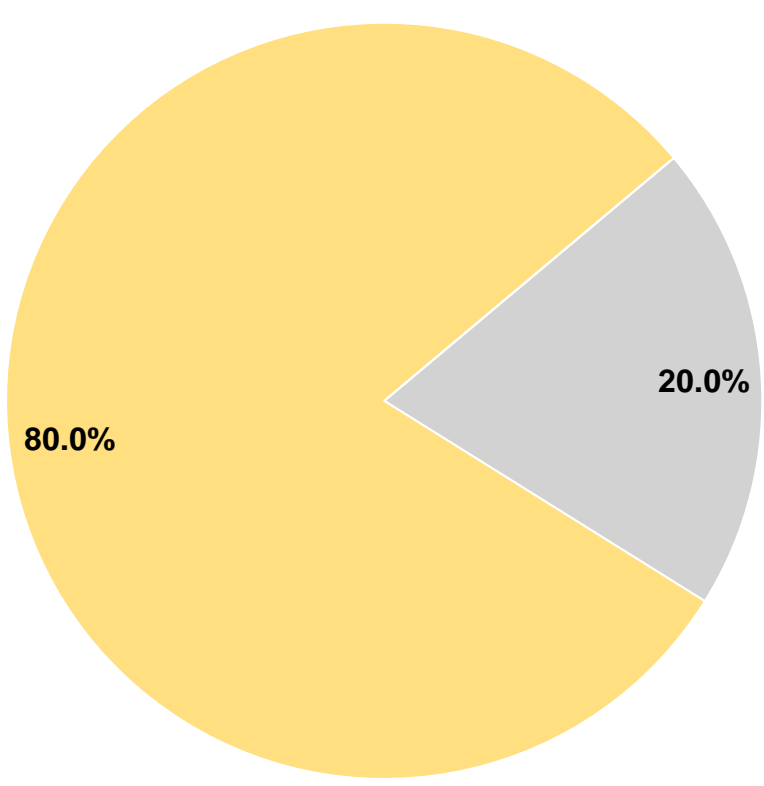
Sources of Capital Funds Expended

Fare Revenues	\$0	0.0%
Local Funds	\$0	0.0%
State Funds	\$405	20.0%
Federal Assistance	\$1,620	80.0%
Other Funds	\$0	0.0%
Total Capital Funds Expended	\$2,025	100.0%

Operating Funding Sources



Capital Funding Sources



Modal Characteristics

Operation Characteristics

Vehicles Operated
at Maximum Service

Mode	Directly Operated	Purchased Transportation	Operating Expenses	Fare Revenues	Uses of Capital Funds	Annual Unlinked Trips	Annual Vehicle Revenue Miles	Annual Vehicle Revenue Hours
Demand Response	6	-	\$309,280	\$56,318	\$2,025	27,886	85,706	8,284
Total	6	-	\$309,280	\$56,318	\$2,025	27,886	85,706	8,284

Performance Measures

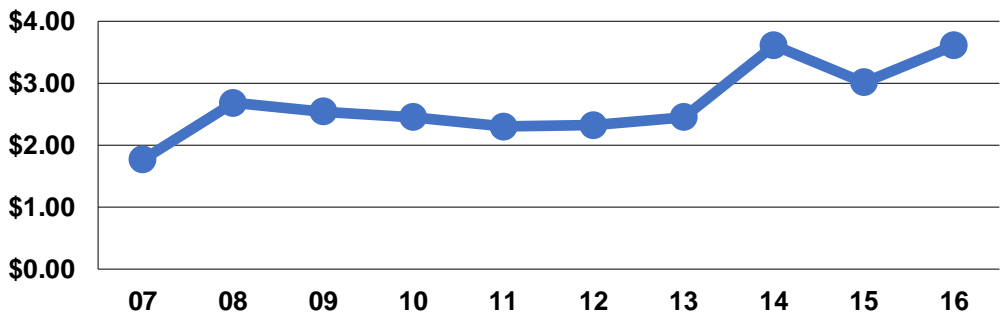
Service Efficiency

Mode	Operating Expenses per Vehicle Revenue Mile	Operating Expenses per Vehicle Revenue Hour
Demand Response	\$3.61	\$37.33
Total	\$3.61	\$37.33

Service Effectiveness

Mode	Operating Expenses per Unlinked Passenger Trip	Unlinked Trips per Vehicle Revenue Mile	Unlinked Trips per Vehicle Revenue Hour
Demand Response	\$11.09	0.3	3.4
Total	\$11.09	0.3	3.4

Operating Expense per Vehicle Revenue Mile:
Agency Total



Unlinked Passenger Trips per Vehicle Revenue
Mile: Agency Total

