

Huron Transit Corporation  
2016 Annual Agency Profile

Administrator: Ms. Sharon Edgar

General Information

Service Consumption

386,989 Annual Unlinked Trips (UPT)

Service Supplied

1,504,150 Annual Vehicle Revenue Miles (VRM)

71,086 Annual Vehicle Revenue Hours (VRH)

Summary of Operating Expenses (OE)

\$3,229,337 Total Operating Expenses

Database Information

NTDID: 5R03-50370

Reporter Type: Rural General Public Transit

Financial Information

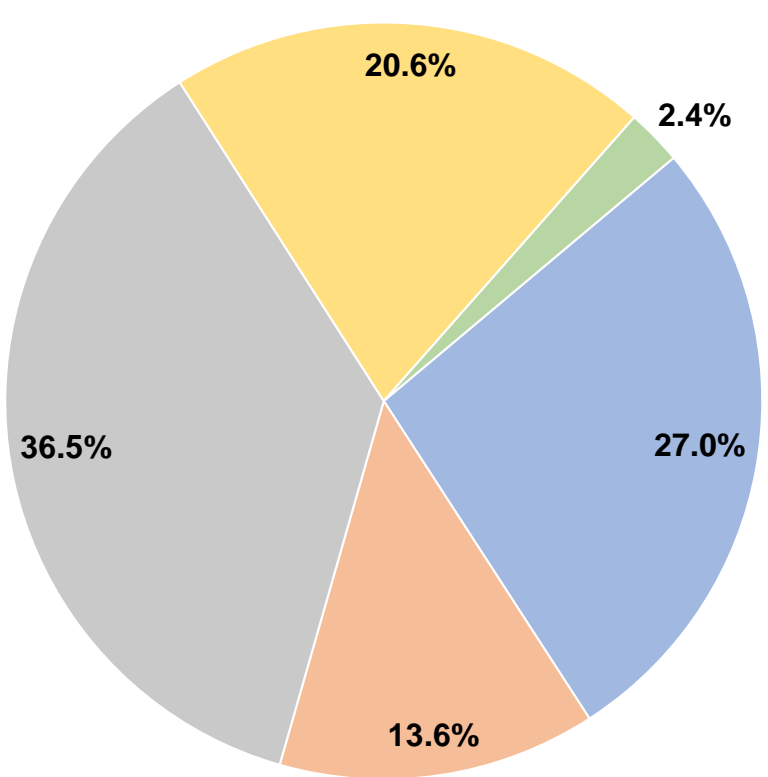
Sources of Operating Funds Expended

Fare Revenues	\$870,726	27.0%
Local Funds	\$438,698	13.6%
State Funds	\$1,178,653	36.5%
Federal Assistance	\$664,407	20.6%
Other Funds	\$76,853	2.4%
<b>Total Operating Funds Expended</b>	<b>\$3,229,337</b>	<b>100.0%</b>

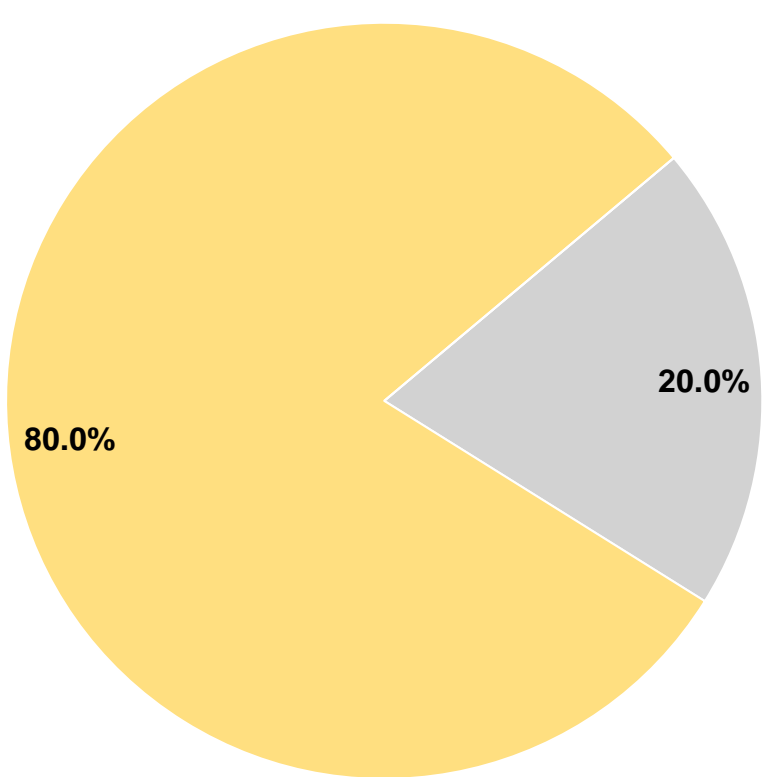
Sources of Capital Funds Expended

Fare Revenues	\$0	0.0%
Local Funds	\$0	0.0%
State Funds	\$42,040	20.0%
Federal Assistance	\$168,164	80.0%
Other Funds	\$0	0.0%
<b>Total Capital Funds Expended</b>	<b>\$210,204</b>	<b>100.0%</b>

Operating Funding Sources



Capital Funding Sources



Modal Characteristics

Operation Characteristics

Vehicles Operated  
at Maximum Service

Mode	Directly Operated	Purchased Transportation	Operating Expenses	Fare Revenues	Uses of Capital Funds	Annual Unlinked Trips	Annual Vehicle Revenue Miles	Annual Vehicle Revenue Hours
Demand Response	35	-	\$3,229,337	\$870,726	\$210,204	386,989	1,504,150	71,086
<b>Total</b>	<b>35</b>	<b>-</b>	<b>\$3,229,337</b>	<b>\$870,726</b>	<b>\$210,204</b>	<b>386,989</b>	<b>1,504,150</b>	<b>71,086</b>

Performance Measures

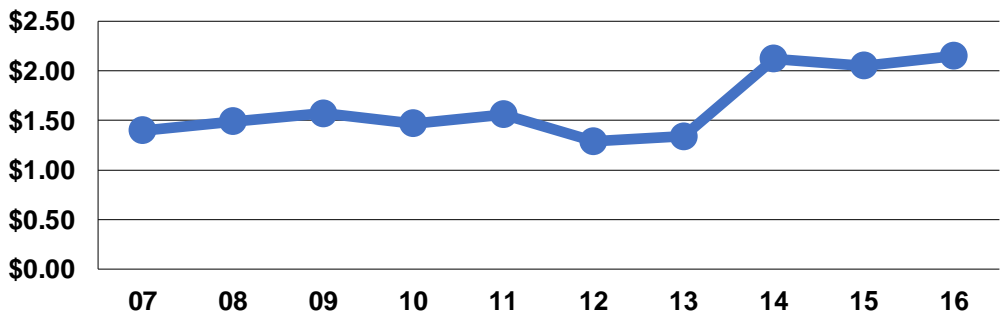
Service Efficiency

Mode	Operating Expenses per Vehicle Revenue Mile	Operating Expenses per Vehicle Revenue Hour
Demand Response	\$2.15	\$45.43
<b>Total</b>	<b>\$2.15</b>	<b>\$45.43</b>

Service Effectiveness

Mode	Operating Expenses per Unlinked Passenger Trip	Unlinked Trips per Vehicle Revenue Mile	Unlinked Trips per Vehicle Revenue Hour
Demand Response	\$8.34	0.3	5.4
<b>Total</b>	<b>\$8.34</b>	<b>0.3</b>	<b>5.4</b>

Operating Expense per Vehicle Revenue Mile:  
Agency Total



Unlinked Passenger Trips per Vehicle Revenue  
Mile: Agency Total

