

General Information

Service Consumption

43,445 Annual Unlinked Trips (UPT)

Service Supplied

316,940 Annual Vehicle Revenue Miles (VRM)

14,879 Annual Vehicle Revenue Hours (VRH)

Summary of Operating Expenses (OE)

\$731,819 Total Operating Expenses

Database Information

NTDID: 5R01-50364

Reporter Type: Rural General Public Transit

Financial Information

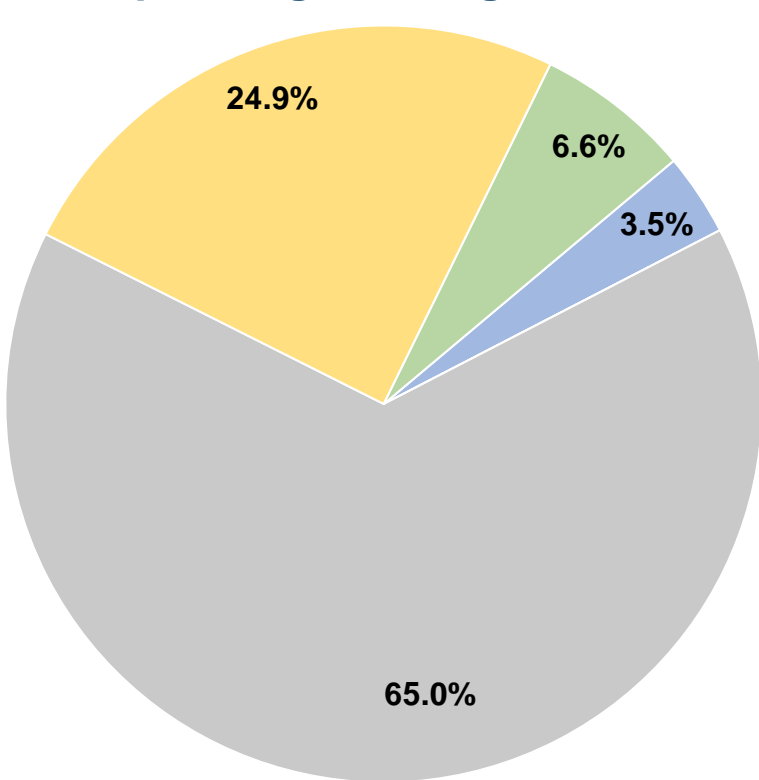
Sources of Operating Funds Expended

Fare Revenues	\$25,760	3.5%
Local Funds	\$0	0.0%
State Funds	\$475,682	65.0%
Federal Assistance	\$181,875	24.9%
Other Funds	\$48,502	6.6%
Total Operating Funds Expended	\$731,819	100.0%

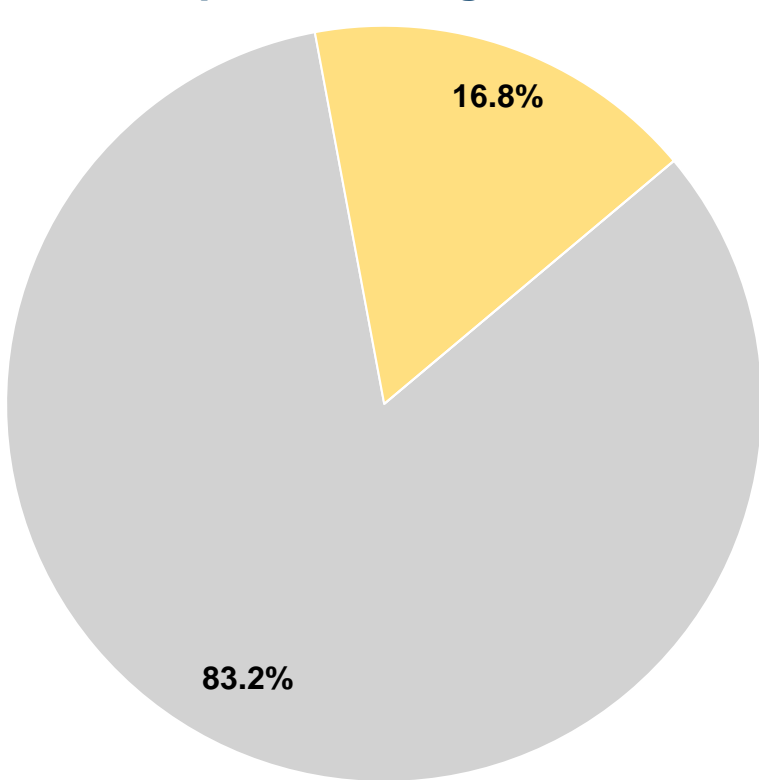
Sources of Capital Funds Expended

Fare Revenues	\$0	0.0%
Local Funds	\$0	0.0%
State Funds	\$561,073	83.2%
Federal Assistance	\$113,510	16.8%
Other Funds	\$0	0.0%
Total Capital Funds Expended	\$674,583	100.0%

Operating Funding Sources



Capital Funding Sources



Modal Characteristics

Operation Characteristics

Vehicles Operated
at Maximum Service

Mode	Directly Operated	Purchased Transportation	Operating Expenses	Fare Revenues	Uses of Capital Funds	Annual Unlinked Trips	Annual Vehicle Revenue Miles	Annual Vehicle Revenue Hours
Demand Response	16	-	\$731,819	\$25,760	\$674,583	43,445	316,940	14,879
Total	16	-	\$731,819	\$25,760	\$674,583	43,445	316,940	14,879

Performance Measures

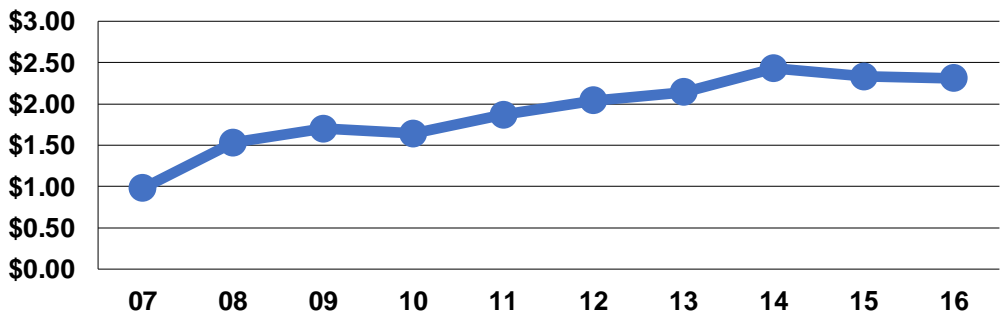
Service Efficiency

Mode	Operating Expenses per Vehicle Revenue Mile	Operating Expenses per Vehicle Revenue Hour
Demand Response	\$2.31	\$49.18
Total	\$2.31	\$49.18

Service Effectiveness

Mode	Operating Expenses per Unlinked Passenger Trip	Unlinked Trips per Vehicle Revenue Mile	Unlinked Trips per Vehicle Revenue Hour
Demand Response	\$16.84	0.1	2.9
Total	\$16.84	0.1	2.9

Operating Expense per Vehicle Revenue Mile:
Agency Total



Unlinked Passenger Trips per Vehicle Revenue
Mile: Agency Total

