

Grand Portage Reservation Tribal Council
2016 Annual Agency Profile

Tribal Planner: Mr. David Danz

General Information

Federally Recognized Tribal Statistical Areas

Grand Portage Reservation and Off-Reservation Trust Land, MN

Service Consumption

2,380 Annual Unlinked Trips (UPT)

Service Supplied

184,211 Annual Vehicle Revenue Miles (VRM)

5,765 Annual Vehicle Revenue Hours (VRH)

Database Information

NTDID: 55222

Reporter Type: Tribal Reporter

Financial Information

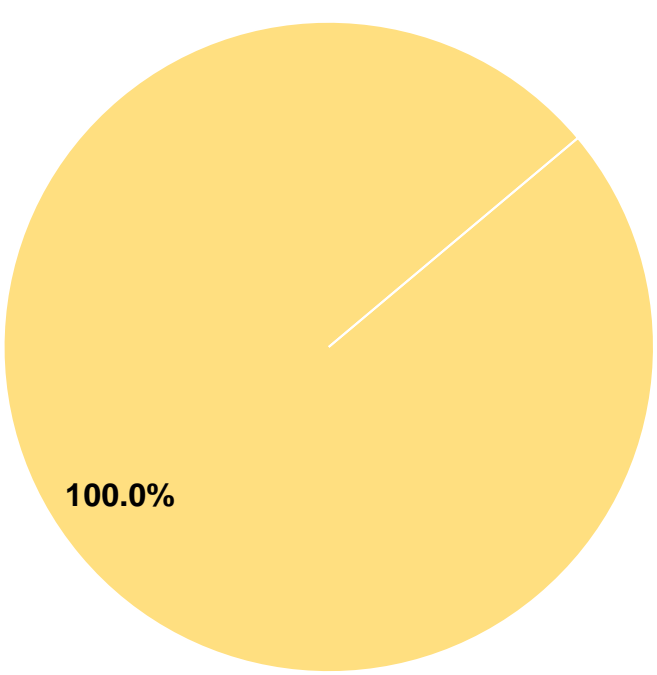
Sources of Operating Funds Expended

Fare Revenues	\$0	0.0%
Local Funds	\$0	0.0%
State Funds	\$0	0.0%
Federal Assistance	\$242,321	100.0%
Other Funds	\$0	0.0%
Total Operating Funds Expended	\$242,321	100.0%

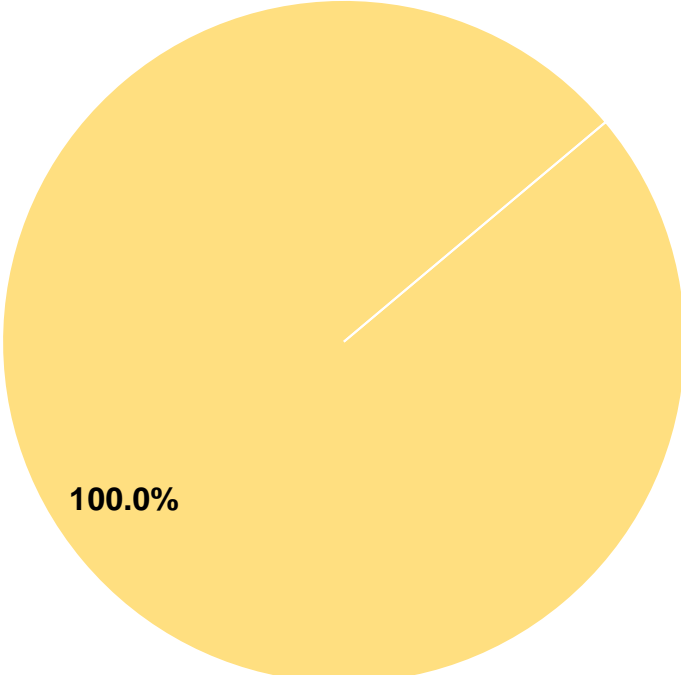
Sources of Capital Funds Expended

Fare Revenues	\$0	0.0%
Local Funds	\$0	0.0%
State Funds	\$0	0.0%
Federal Assistance	\$313,146	100.0%
Other Funds	\$0	0.0%
Total Capital Funds Expended	\$313,146	100.0%

Operating Funding Sources



Capital Funding Sources



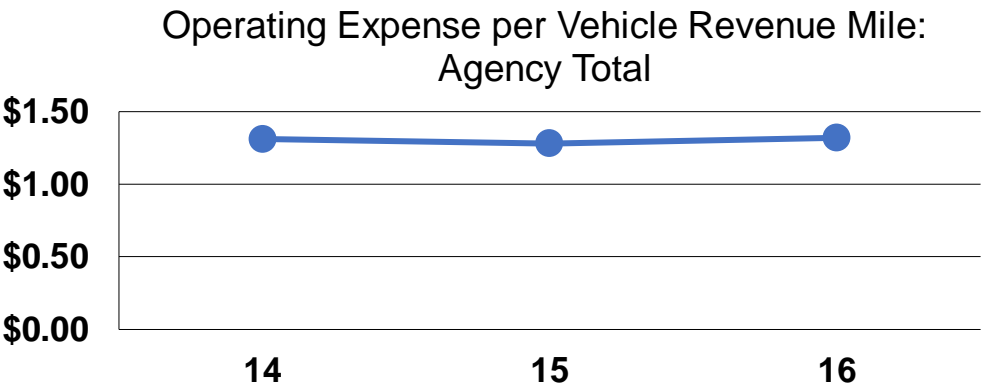
Modal Characteristics

Operation Characteristics

Mode	Vehicles Operated at Maximum Service			Fare Revenues	Uses of Capital Funds	Annual Unlinked Trips	Annual Vehicle Revenue Miles	Annual Vehicle Revenue Hours	Average Fleet Age in Years ^a
	Directly Operated	Purchased Transportation	Operating Expenses						
Demand Response	12	-	\$242,321	\$0	\$313,146	2,380	184,211	5,765	2.4
Total	12	-	\$242,321	\$0	\$313,146	2,380	184,211	5,765	

Performance Measures

Mode	Service Efficiency		Mode	Service Effectiveness		
	Operating Expenses per Vehicle Revenue Mile	Operating Expenses per Vehicle Revenue Hour		Operating Expenses per Unlinked Passenger Trip	Unlinked Trips per Vehicle Revenue Mile	Unlinked Trips per Vehicle Revenue Hour
Demand Response	\$1.32	\$42.03	Demand Response	\$101.82	0.0	0.4
Total	\$1.32	\$42.03	Total	\$101.82	0.0	0.4



Notes:

^aDemand Response - Taxi (DT) and non-dedicated fleets do not report fleet age data.