

Harbor Transit Multi-Modal Transportation System

2016 Annual Agency Profile

Transportation Director: Mr. Tom Manderscheid

General Information

Urbanized Area (UZA) Statistics - 2010 Census

Muskegon, MI  
 112 Square Miles  
 161,280 Population  
 207 Pop. Rank out of 498 UZAs

Other UZAs Served

0 Michigan Non-UZA

Service Area Statistics

54 Square Miles  
 43,857 Population

Service Consumption

242,222 Annual Unlinked Trips (UPT)

Service Supplied

613,603 Annual Vehicle Revenue Miles (VRM)  
 45,996 Annual Vehicle Revenue Hours (VRH)

Database Information

NTDID: 50196

Reporter Type: Reduced Reporter

Financial Information

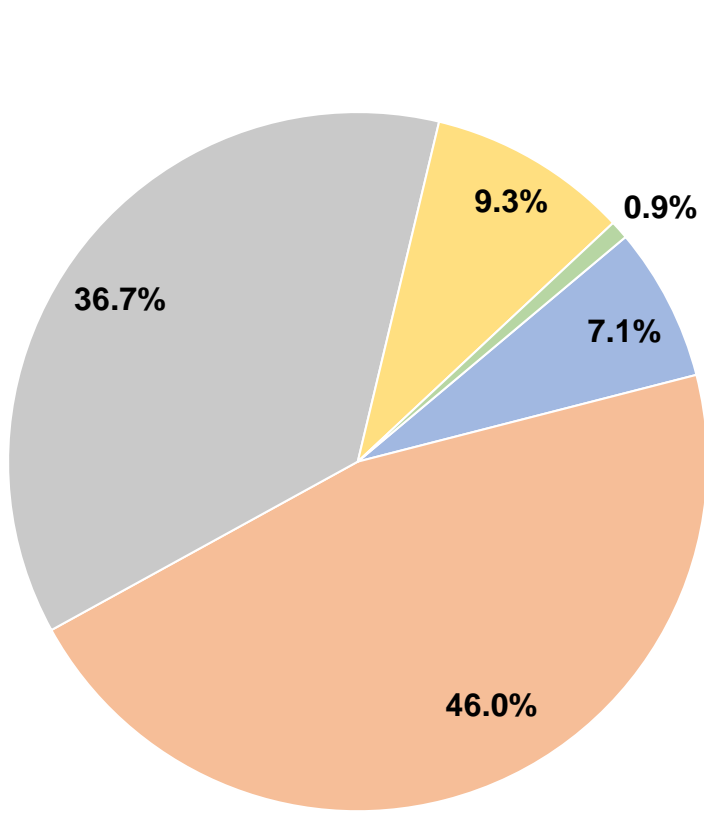
Sources of Operating Funds Expended

Fare Revenues	\$188,685	7.1%
Local Funds	\$1,219,302	46.0%
State Funds	\$973,962	36.7%
Federal Assistance	\$246,428	9.3%
Other Funds	\$22,675	0.9%
<b>Total Operating Funds Expended</b>	<b>\$2,651,052</b>	<b>100.0%</b>

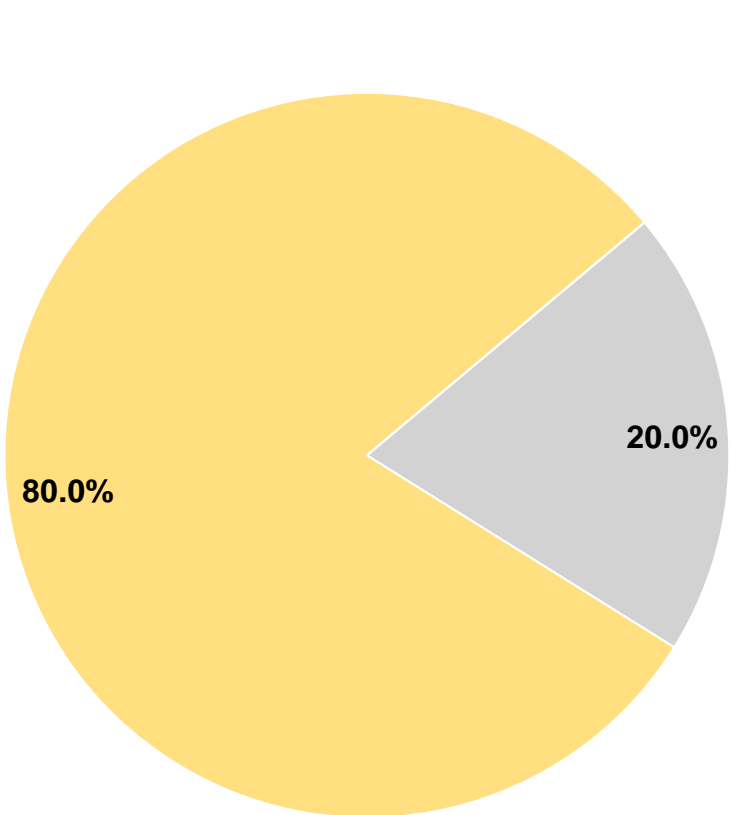
Sources of Capital Funds Expended

Fare Revenues	\$0	0.0%
Local Funds	\$0	0.0%
State Funds	\$56,454	20.0%
Federal Assistance	\$225,816	80.0%
Other Funds	\$0	0.0%
<b>Total Capital Funds Expended</b>	<b>\$282,270</b>	<b>100.0%</b>

Operating Funding Sources



Capital Funding Sources



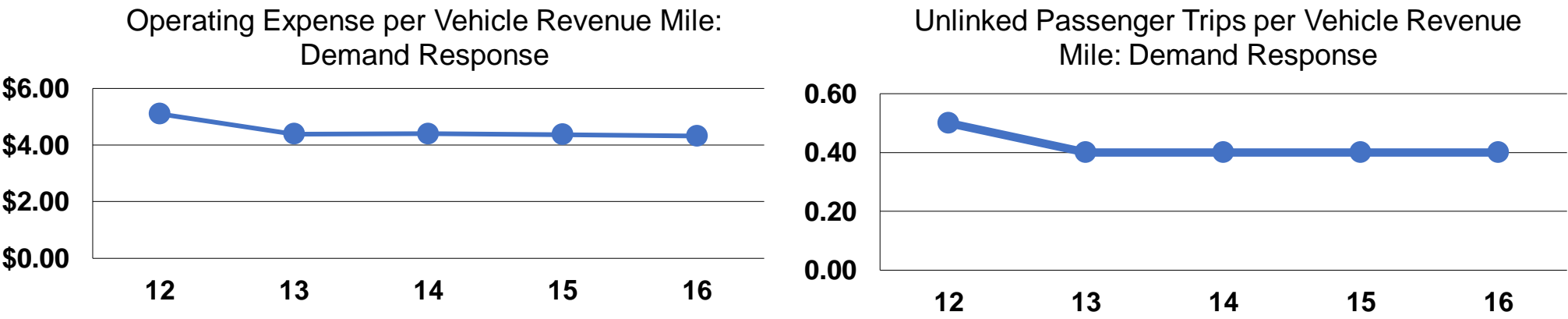
Modal Characteristics

Operation Characteristics

Mode	Vehicles Operated at Maximum Service			Fare Revenues	Uses of Capital Funds	Annual Unlinked Trips	Annual Vehicle Revenue Miles	Annual Vehicle Revenue Hours	Average Fleet Age in Years <sup>a</sup>
	Directly Operated	Purchased Transportation	Operating Expenses						
Demand Response	19	-	\$2,651,052	\$188,685	\$282,270	242,222	613,603	45,996	4.8
<b>Total</b>	<b>19</b>	<b>-</b>	<b>\$2,651,052</b>	<b>\$188,685</b>	<b>\$282,270</b>	<b>242,222</b>	<b>613,603</b>	<b>45,996</b>	

Performance Measures

Mode	Service Efficiency		Service Effectiveness	
	Operating Expenses per Vehicle Revenue Mile	Operating Expenses per Vehicle Revenue Hour	Operating Expenses per Unlinked Passenger Trip	Unlinked Trips per Vehicle Revenue Mile
Demand Response	\$4.32	\$57.64	\$10.94	0.4
<b>Total</b>	<b>\$4.32</b>	<b>\$57.64</b>	<b>\$10.94</b>	<b>0.4</b>



**Notes:**  
<sup>a</sup>Demand Response - Taxi (DT) and non-dedicated fleets do not report fleet age data.