

Chippewa Falls General Public Shared-Ride Taxi System

2016 Annual Agency Profile

Transit Program Manager: Mr. Jayson Smith

General Information

Urbanized Area (UZA) Statistics - 2010 Census

Eau Claire, WI
69 Square Miles
102,852 Population
297 Pop. Rank out of 498 UZAs

Service Area Statistics

11 Square Miles
13,718 Population

Service Consumption

63,340 Annual Unlinked Trips (UPT)

Service Supplied

179,387 Annual Vehicle Revenue Miles (VRM)
16,055 Annual Vehicle Revenue Hours (VRH)

Database Information

NTDID: 50133

Reporter Type: Reduced Reporter

Financial Information

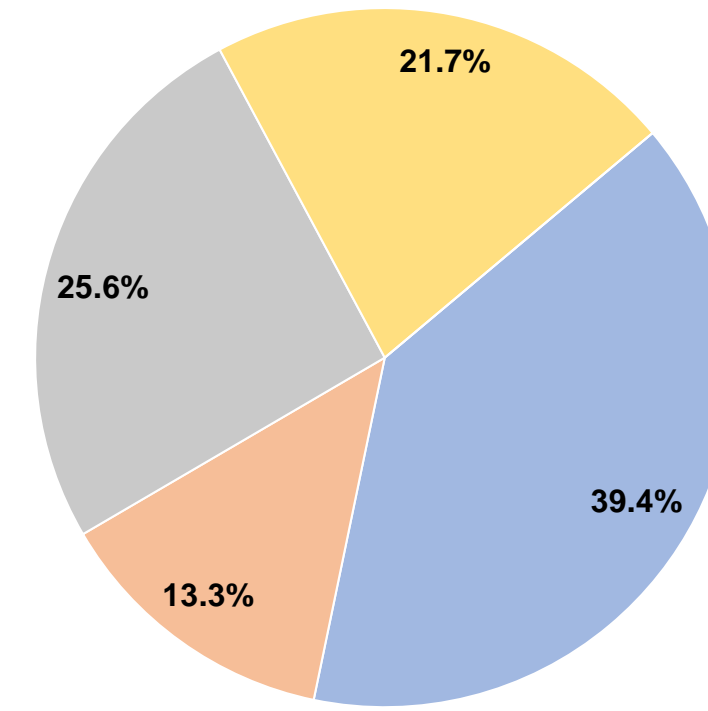
Sources of Operating Funds Expended

Fare Revenues	\$184,328	39.4%
Local Funds	\$62,351	13.3%
State Funds	\$119,824	25.6%
Federal Assistance	\$101,687	21.7%
Other Funds	\$0	0.0%
Total Operating Funds Expended	\$468,190	100.0%

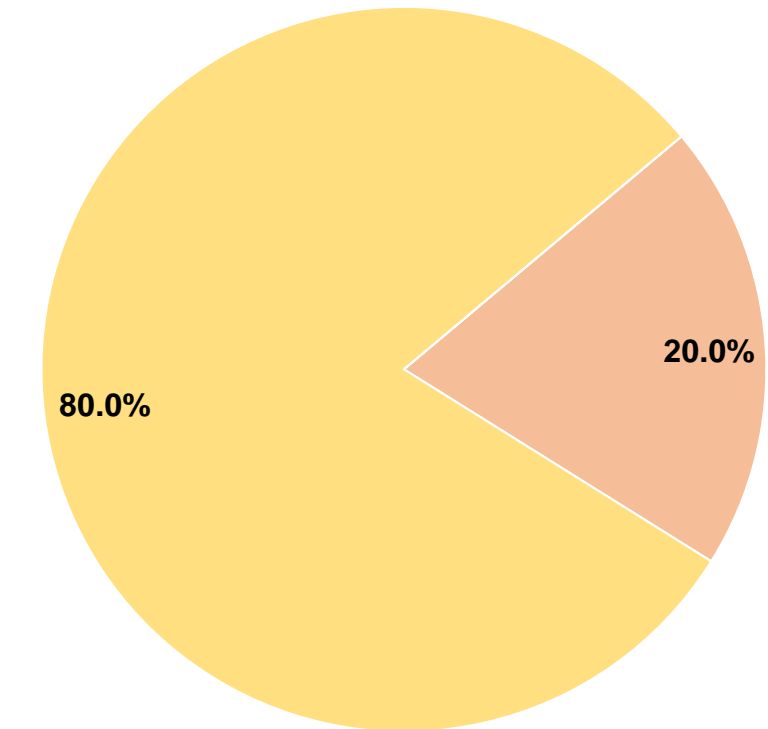
Sources of Capital Funds Expended

Fare Revenues	\$0	0.0%
Local Funds	\$13,155	20.0%
State Funds	\$0	0.0%
Federal Assistance	\$52,621	80.0%
Other Funds	\$0	0.0%
Total Capital Funds Expended	\$65,776	100.0%

Operating Funding Sources



Capital Funding Sources



Modal Characteristics

Operation Characteristics

Vehicles Operated at Maximum Service

Mode	Directly Operated	Purchased Transportation	Operating Expenses	Fare Revenues	Uses of Capital Funds	Annual Unlinked Trips	Annual Vehicle Revenue Miles	Annual Vehicle Revenue Hours	Average Fleet Age in Years ^a
Demand Response	-	8	\$468,190	\$184,328	\$65,776	63,340	179,387	16,055	2.0
Total	-	8	\$468,190	\$184,328	\$65,776	63,340	179,387	16,055	

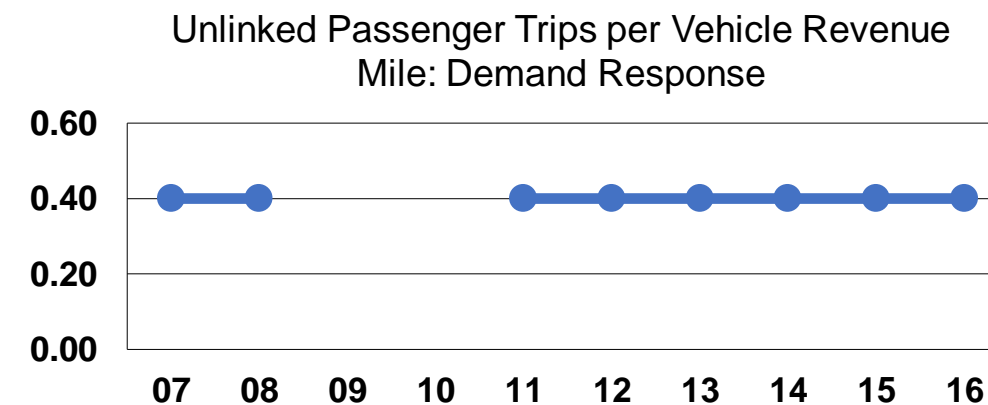
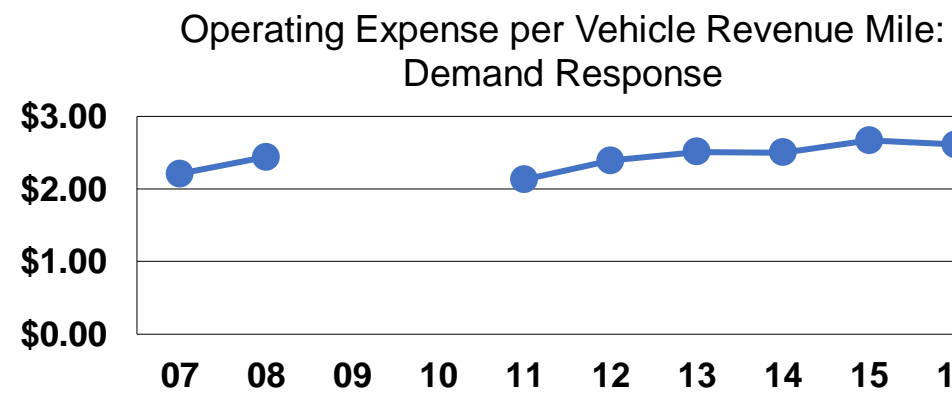
Performance Measures

Service Efficiency

Mode	Operating Expenses per Vehicle Revenue Mile	Operating Expenses per Vehicle Revenue Hour
Demand Response	\$2.61	\$29.16
Total	\$2.61	\$29.16

Service Effectiveness

Mode	Operating Expenses per Unlinked Passenger Trip	Unlinked Trips per Vehicle Revenue Mile	Unlinked Trips per Vehicle Revenue Hour
Demand Response	\$7.39	0.4	4.0
Total	\$7.39	0.4	3.9



Notes:

^aDemand Response - Taxi (DT) and non-dedicated fleets do not report fleet age data.