

Milwaukee County Transit System  
2016 Annual Agency Profile

President and CEO, MTS: Mr. Daniel Boehm

General Information

Urbanized Area Statistics - 2010 Census

Milwaukee, WI  
546 Square Miles  
1,376,476 Population  
35 Pop. Rank out of 498 UZAs

Service Consumption

140,167,506 Annual Passenger Miles (PMT)  
40,709,350 Annual Unlinked Trips (UPT)  
129,110 Average Weekday Unlinked Trips  
80,276 Average Saturday Unlinked Trips  
59,605 Average Sunday Unlinked Trips

Database Information

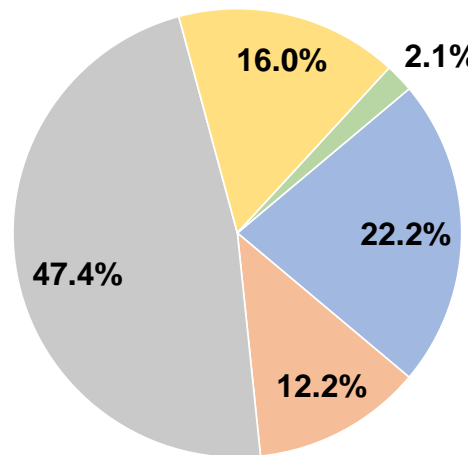
NTDID: 50008  
Reporter Type: Full Reporter

Financial Information

Sources of Operating Funds Expended

Fare Revenues	\$33,728,606	22.2%
Local Funds	\$18,570,142	12.2%
State Funds	\$71,996,641	47.4%
Federal Assistance	\$24,349,918	16.0%
Other Funds	\$3,112,468	2.1%
Total Operating Funds Expended	\$151,757,775	100.0%

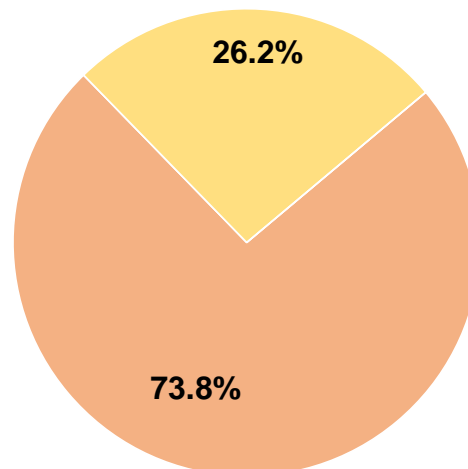
Operating Funding Sources



Sources of Capital Funds Expended

Fare Revenues	\$0	0.0%
Local Funds	\$12,497,691	73.8%
State Funds	\$0	0.0%
Federal Assistance	\$4,432,921	26.2%
Other Funds	\$0	0.0%
Total Capital Funds Expended	\$16,930,612	100.0%

Capital Funding Sources



Service Area Statistics

237 Square Miles  
957,735 Population

Service Supplied

19,287,392 Annual Vehicle Revenue Miles (VRM)  
1,523,369 Annual Vehicle Revenue Hours (VRH)  
421 Vehicles Operated in Maximum Service (VOMS)  
586 Vehicles Available for Maximum Service (VAMS)

Modal Characteristics

Modal Overview	Vehicles Operated in Maximum Service		Uses of Capital Funds				
	Directly Operated	Purchased Transportation	Revenue Vehicles	Systems and Guideways	Facilities and Stations	Other	Total
Demand Response	-	84 <sup>1</sup>	\$0	\$0	\$0	\$0	\$0
Bus	337 <sup>1</sup>	-	\$14,264,460	\$1,268,984	\$1,173,739	\$223,429	\$16,930,612
Total	337	84	\$14,264,460	\$1,268,984	\$1,173,739	\$223,429	\$16,930,612

Summary of Operating Expenses (OE)

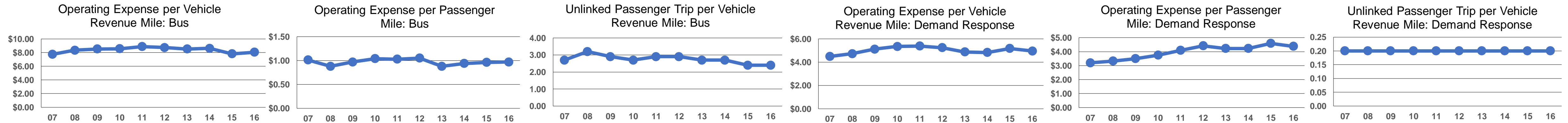
Salary, Wages, Benefits	\$108,668,180	73.9%
Materials and Supplies	\$15,881,420	10.8%
Purchased Transportation	\$12,240,042	8.3%
Other Operating Expenses	\$10,205,409	6.9%
Total Operating Expenses	\$146,995,051	100.0%
Reconciling OE Cash Expenditures	\$2,662,899	
Purchased Transportation (Reported Separately)	\$2,099,825 *	

Operation Characteristics

Mode	Operating Expenses	Fare Revenues	Uses of Capital Funds	Annual Passenger Miles	Annual Unlinked Trips	Annual Vehicle Revenue Miles	Annual Vehicle Revenue Hours	Fixed Guideway Directional Route Miles	Vehicles Available for Maximum Service	Vehicles Operated in Maximum Service	Percent Spare Vehicles	Average Fleet Age in Years <sup>a</sup>
Demand Response	\$13,358,917 <sup>1</sup>	\$1,457,145 <sup>1</sup>	\$0	3,051,755	453,042	2,691,642	200,745	0.0	182	84 <sup>1</sup>	53.9%	0.0
Bus	\$133,636,134 <sup>1</sup>	\$31,710,797 <sup>1</sup>	\$16,930,612	137,115,751	40,256,308	16,595,750	1,322,624	0.0	404	337 <sup>1</sup>	16.6%	5.2
Total	\$146,995,051	\$33,167,942	\$16,930,612	140,167,506	40,709,350	19,287,392	1,523,369	0.0	586	421	28.2%	

Performance Measures

Service Efficiency			Service Effectiveness		
Mode	Operating Expenses per Vehicle Revenue Mile	Operating Expenses per Vehicle Revenue Hour	Mode	Operating Expenses per Passenger Mile	Unlinked Trips per Vehicle Revenue Mile
Demand Response	\$4.96	\$66.55	Demand Response	\$4.38	0.2
Bus	\$8.05	\$101.04	Bus	\$0.97	2.4
Total	\$7.62	\$96.49	Total	\$1.05	2.1



Notes:

<sup>a</sup>Demand Response - Taxi (DT) and non-dedicated fleets do not report fleet age data.

<sup>1</sup>Excludes data for purchased transportation filed separately.

\*This agency has a purchased transportation relationship in which they sell service to City of Waukesha Transit Commission (NTDID: 50096), and in which the data are captured in another report for mode DR/PT.

\*This agency has a purchased transportation relationship in which they sell service to Ozaukee County Transit Services (NTDID: 50161), and in which the data are captured in another report for mode CB/PT.

\*This agency has a purchased transportation relationship in which they sell service to City of Waukesha Transit Commission (NTDID: 50096), and in which the data are captured in another report for mode MB/PT.