

General Information

Service Consumption

23,494 Annual Unlinked Trips (UPT)

Service Supplied

283,170 Annual Vehicle Revenue Miles (VRM)

10,897 Annual Vehicle Revenue Hours (VRH)

Summary of Operating Expenses (OE)

\$644,365 Total Operating Expenses

Database Information

NTDID: 4R06-40996

Reporter Type: Rural General Public Transit

Financial Information

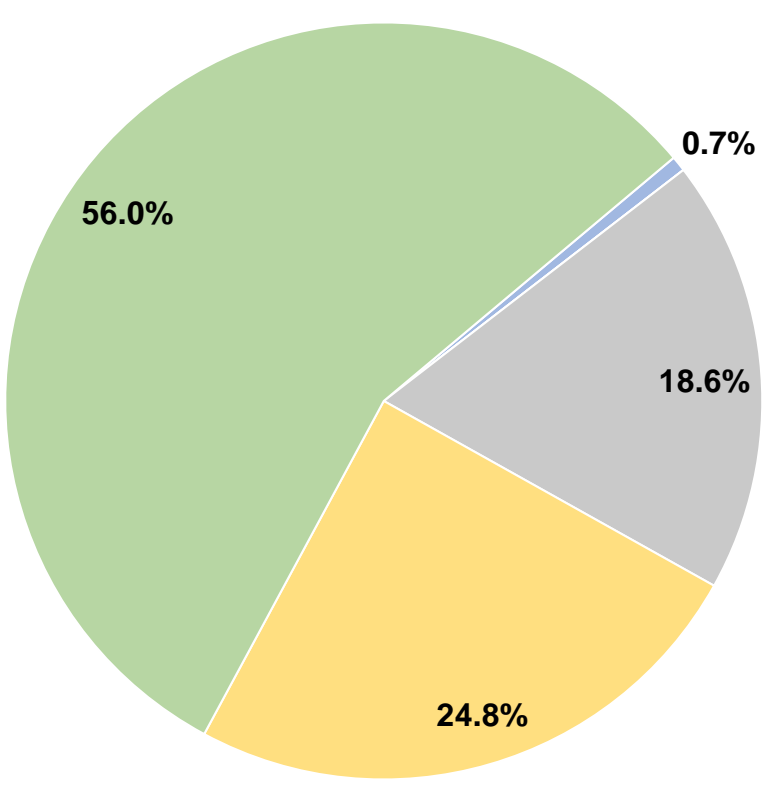
Sources of Operating Funds Expended

Fare Revenues	\$4,229	0.7%
Local Funds	\$0	0.0%
State Funds	\$119,669	18.6%
Federal Assistance	\$159,497	24.8%
Other Funds	\$360,970	56.0%
Total Operating Funds Expended	\$644,365	100.0%

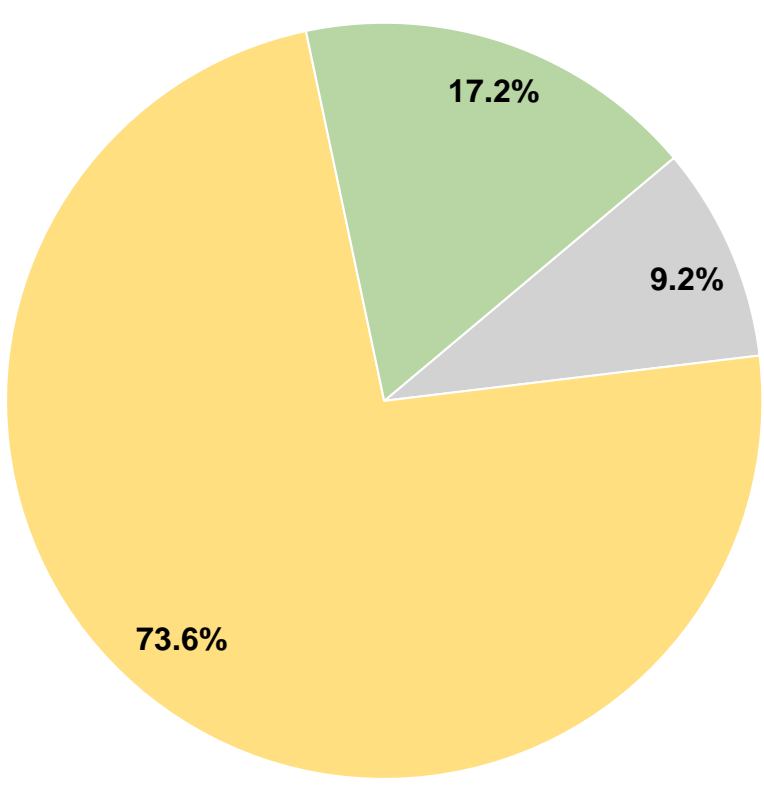
Sources of Capital Funds Expended

Fare Revenues	\$0	0.0%
Local Funds	\$0	0.0%
State Funds	\$5,106	9.2%
Federal Assistance	\$40,852	73.6%
Other Funds	\$9,553	17.2%
Total Capital Funds Expended	\$55,511	100.0%

Operating Funding Sources



Capital Funding Sources



Modal Characteristics

Operation Characteristics

Vehicles Operated
at Maximum Service

Mode	Directly Operated	Purchased Transportation	Operating Expenses	Fare Revenues	Uses of Capital Funds	Annual Unlinked Trips	Annual Vehicle Revenue Miles	Annual Vehicle Revenue Hours
Demand Response	6	-	\$644,365	\$4,229	\$55,511	23,494	283,170	10,897
Total	6	-	\$644,365	\$4,229	\$55,511	23,494	283,170	10,897

Performance Measures

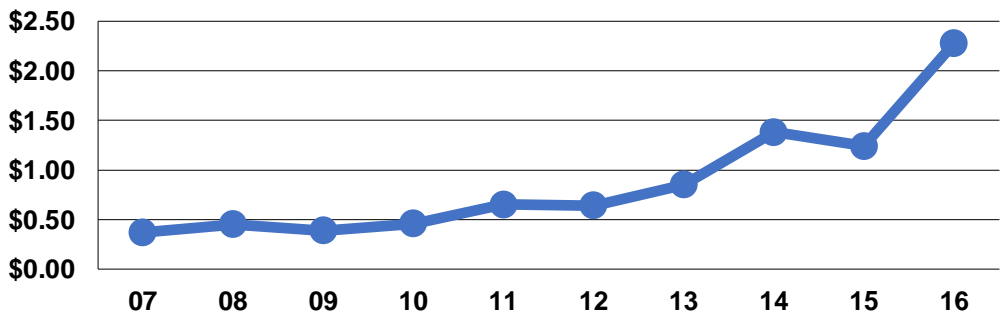
Service Efficiency

Mode	Operating Expenses per Vehicle Revenue Mile	Operating Expenses per Vehicle Revenue Hour
Demand Response	\$2.28	\$59.13
Total	\$2.28	\$59.13

Service Effectiveness

Mode	Operating Expenses per Unlinked Passenger Trip	Unlinked Trips per Vehicle Revenue Mile	Unlinked Trips per Vehicle Revenue Hour
Demand Response	\$27.43	0.1	2.2
Total	\$27.43	0.1	2.2

Operating Expense per Vehicle Revenue Mile:
Agency Total



Unlinked Passenger Trips per Vehicle Revenue
Mile: Agency Total

