

Dade County Transit
2016 Annual Agency Profile

Administrator, Intermodal Division: Ms. Nancy Cobb

General Information

Service Consumption

17,607 Annual Unlinked Trips (UPT)

Service Supplied

107,337 Annual Vehicle Revenue Miles (VRM)

7,096 Annual Vehicle Revenue Hours (VRH)

Summary of Operating Expenses (OE)

\$278,820 Total Operating Expenses

Database Information

NTDID: 4R03-41007

Reporter Type: Rural General Public Transit

Financial Information

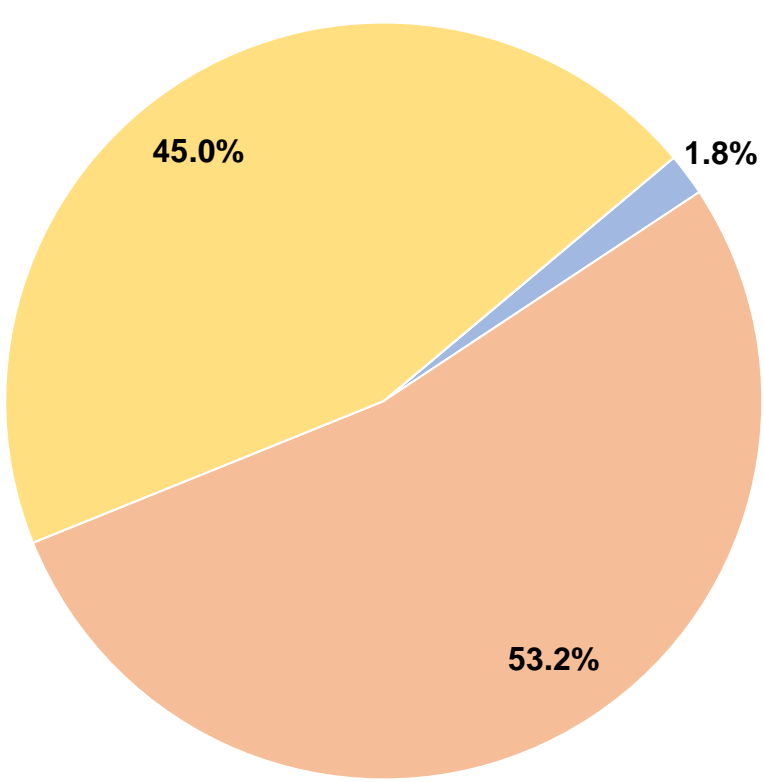
Sources of Operating Funds Expended

Fare Revenues	\$5,024	1.8%
Local Funds	\$148,327	53.2%
State Funds	\$0	0.0%
Federal Assistance	\$125,469	45.0%
Other Funds	\$0	0.0%
Total Operating Funds Expended	\$278,820	100.0%

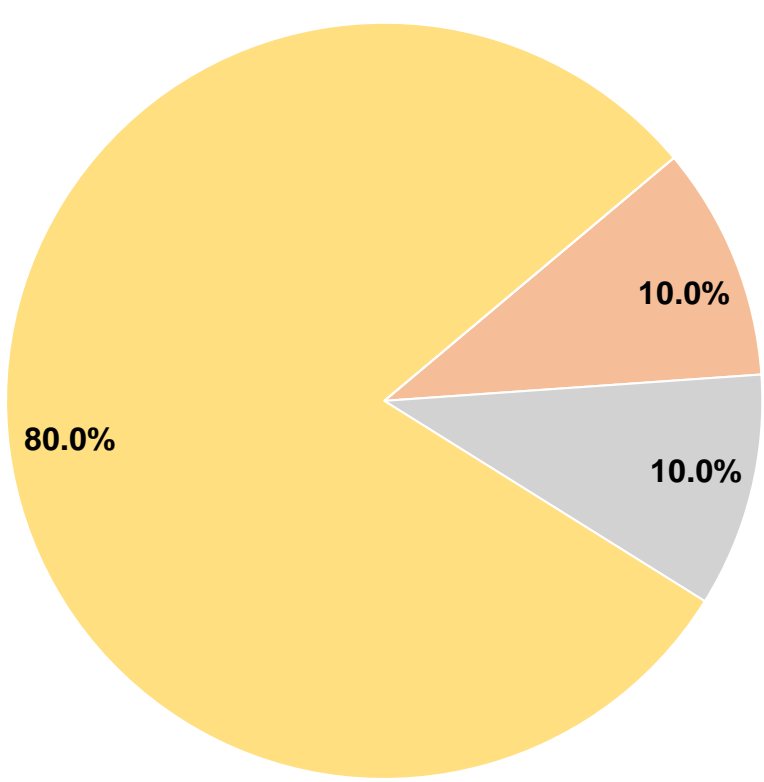
Sources of Capital Funds Expended

Fare Revenues	\$0	0.0%
Local Funds	\$4,162	10.0%
State Funds	\$4,162	10.0%
Federal Assistance	\$33,292	80.0%
Other Funds	\$0	0.0%
Total Capital Funds Expended	\$41,616	100.0%

Operating Funding Sources



Capital Funding Sources



Modal Characteristics

Operation Characteristics

Vehicles Operated
at Maximum Service

Mode	Directly Operated	Purchased Transportation	Operating Expenses	Fare Revenues	Uses of Capital Funds	Annual Unlinked Trips	Annual Vehicle Revenue Miles	Annual Vehicle Revenue Hours
Demand Response	4	-	\$278,820	\$5,024	\$41,616	17,607	107,337	7,096
Total	4	-	\$278,820	\$5,024	\$41,616	17,607	107,337	7,096

Performance Measures

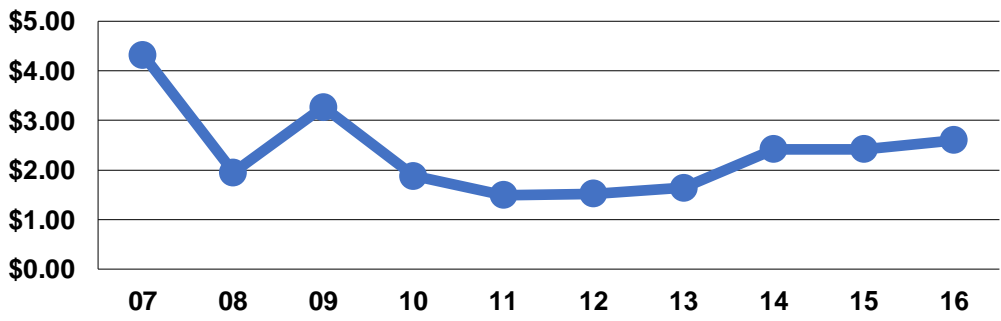
Service Efficiency

Mode	Operating Expenses per Vehicle Revenue Mile	Operating Expenses per Vehicle Revenue Hour
Demand Response	\$2.60	\$39.29
Total	\$2.60	\$39.29

Service Effectiveness

Mode	Operating Expenses per Unlinked Passenger Trip	Unlinked Trips per Vehicle Revenue Mile	Unlinked Trips per Vehicle Revenue Hour
Demand Response	\$15.84	0.2	2.5
Total	\$15.84	0.2	2.5

Operating Expense per Vehicle Revenue Mile:
Agency Total



Unlinked Passenger Trips per Vehicle Revenue
Mile: Agency Total

