

Heard County Transit  
2016 Annual Agency Profile

Administrator, Intermodal Division: Ms. Nancy Cobb

General Information

Service Consumption

4,694 Annual Unlinked Trips (UPT)

Service Supplied

66,201 Annual Vehicle Revenue Miles (VRM)

4,715 Annual Vehicle Revenue Hours (VRH)

Summary of Operating Expenses (OE)

\$139,398 Total Operating Expenses

Database Information

NTDID: 4R03-40908

Reporter Type: Rural General Public Transit

Financial Information

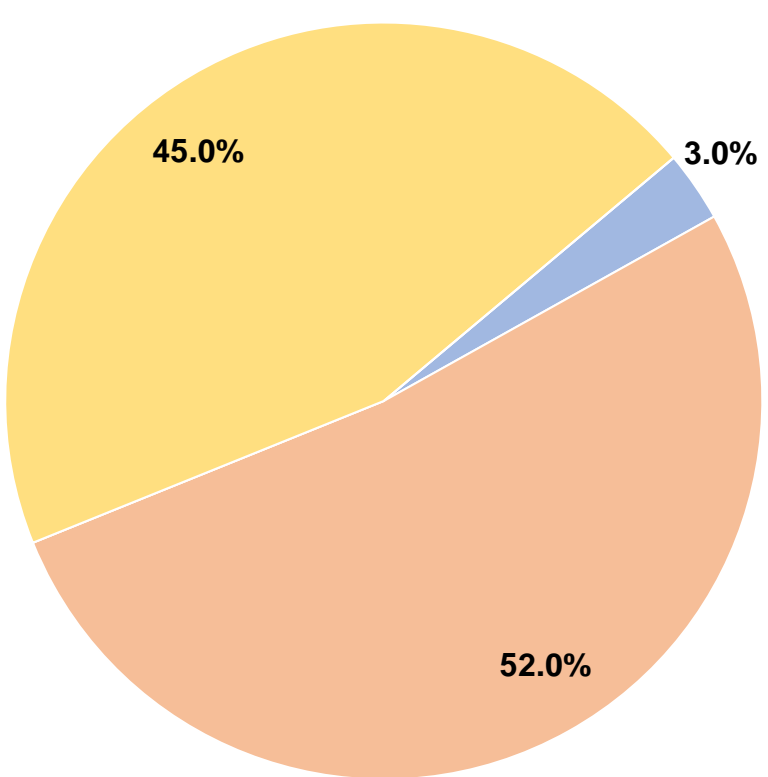
Sources of Operating Funds Expended

Fare Revenues	\$4,193	3.0%
Local Funds	\$72,476	52.0%
State Funds	\$0	0.0%
Federal Assistance	\$62,729	45.0%
Other Funds	\$0	0.0%
<b>Total Operating Funds Expended</b>	<b>\$139,398</b>	<b>100.0%</b>

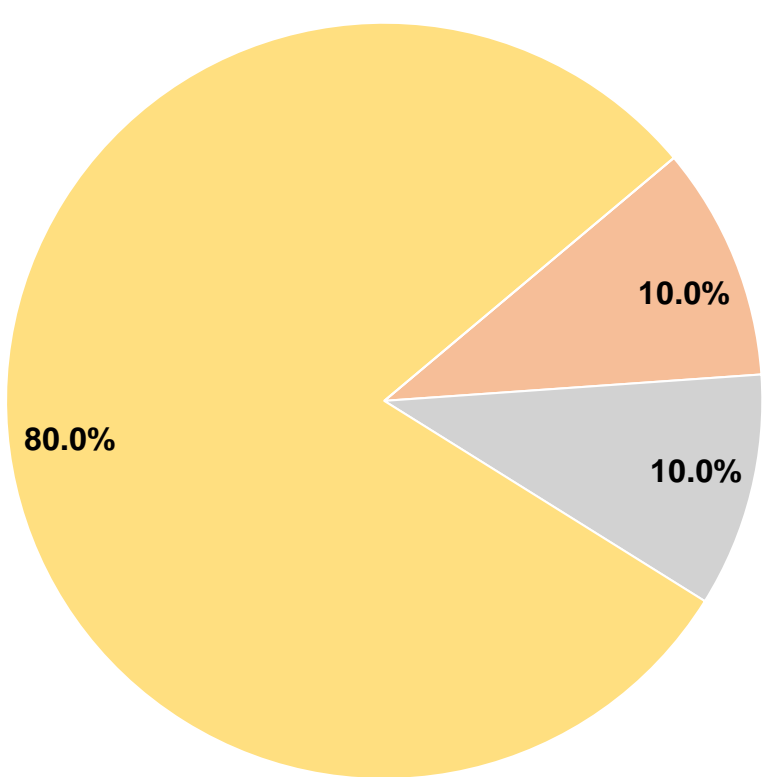
Sources of Capital Funds Expended

Fare Revenues	\$0	0.0%
Local Funds	\$7,530	10.0%
State Funds	\$7,530	10.0%
Federal Assistance	\$60,244	80.0%
Other Funds	\$0	0.0%
<b>Total Capital Funds Expended</b>	<b>\$75,304</b>	<b>100.0%</b>

Operating Funding Sources



Capital Funding Sources



Modal Characteristics

Operation Characteristics

Vehicles Operated  
at Maximum Service

Mode	Directly Operated	Purchased Transportation	Operating Expenses	Fare Revenues	Uses of Capital Funds	Annual Unlinked Trips	Annual Vehicle Revenue Miles	Annual Vehicle Revenue Hours
Demand Response	2	-	\$139,398	\$4,193	\$75,304	4,694	66,201	4,715
<b>Total</b>	<b>2</b>	<b>-</b>	<b>\$139,398</b>	<b>\$4,193</b>	<b>\$75,304</b>	<b>4,694</b>	<b>66,201</b>	<b>4,715</b>

Performance Measures

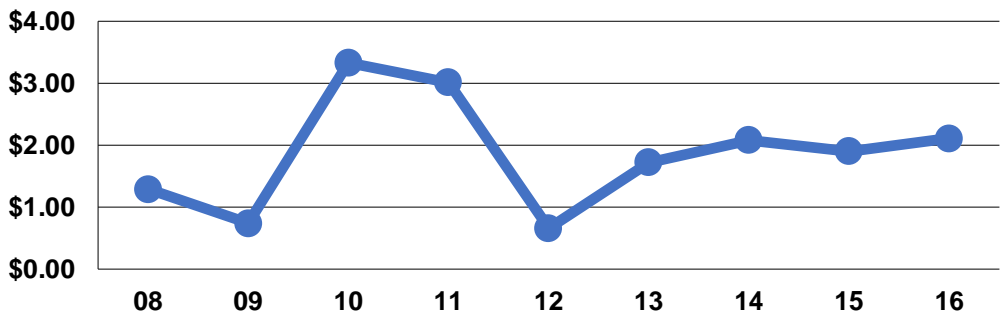
Service Efficiency

Mode	Operating Expenses per Vehicle Revenue Mile	Operating Expenses per Vehicle Revenue Hour
Demand Response	\$2.11	\$29.56
<b>Total</b>	<b>\$2.11</b>	<b>\$29.56</b>

Service Effectiveness

Mode	Operating Expenses per Unlinked Passenger Trip	Unlinked Trips per Vehicle Revenue Mile	Unlinked Trips per Vehicle Revenue Hour
Demand Response	\$29.70	0.1	1.0
<b>Total</b>	<b>\$29.70</b>	<b>0.1</b>	<b>1.0</b>

Operating Expense per Vehicle Revenue Mile:  
Agency Total



Unlinked Passenger Trips per Vehicle Revenue  
Mile: Agency Total

