

Chilton County Commission  
 2016 Annual Agency Profile

Senior Transportation Planner : Mr. Wiley Brooks

General Information

Service Consumption

13,033 Annual Unlinked Trips (UPT)

Service Supplied

87,884 Annual Vehicle Revenue Miles (VRM)

4,673 Annual Vehicle Revenue Hours (VRH)

Summary of Operating Expenses (OE)

\$277,206 Total Operating Expenses

Database Information

NTDID: 4R01-41107

Reporter Type: Rural General Public Transit

Financial Information

Sources of Operating Funds Expended

Fare Revenues	\$17,453	6.3%
Local Funds	\$49,500	17.9%
State Funds	\$0	0.0%
Federal Assistance	\$145,890	52.6%
Other Funds	\$64,363	23.2%
<b>Total Operating Funds Expended</b>	<b>\$277,206</b>	<b>100.0%</b>

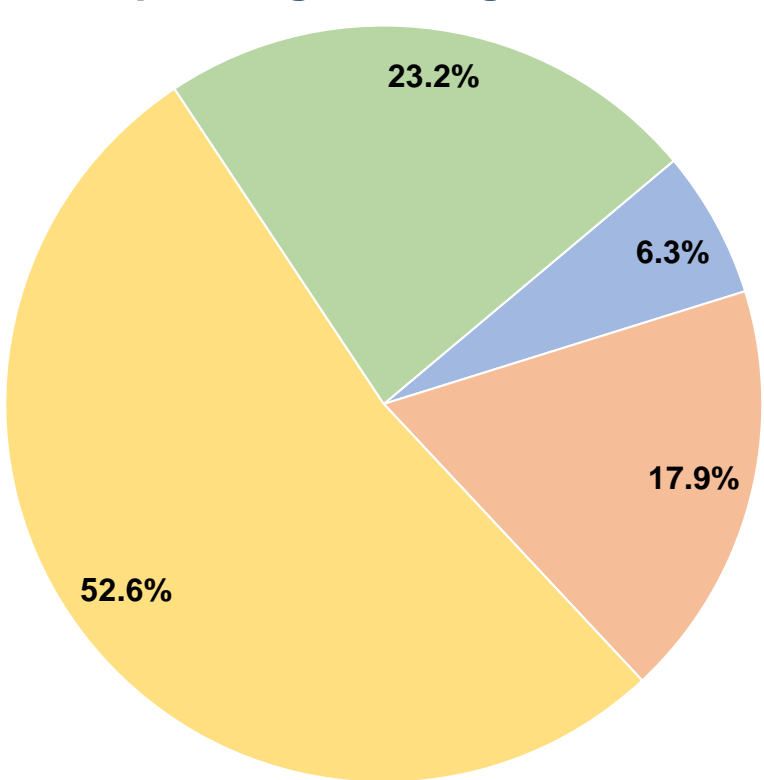
Total Operating Funds Expended

Sources of Capital Funds Expended

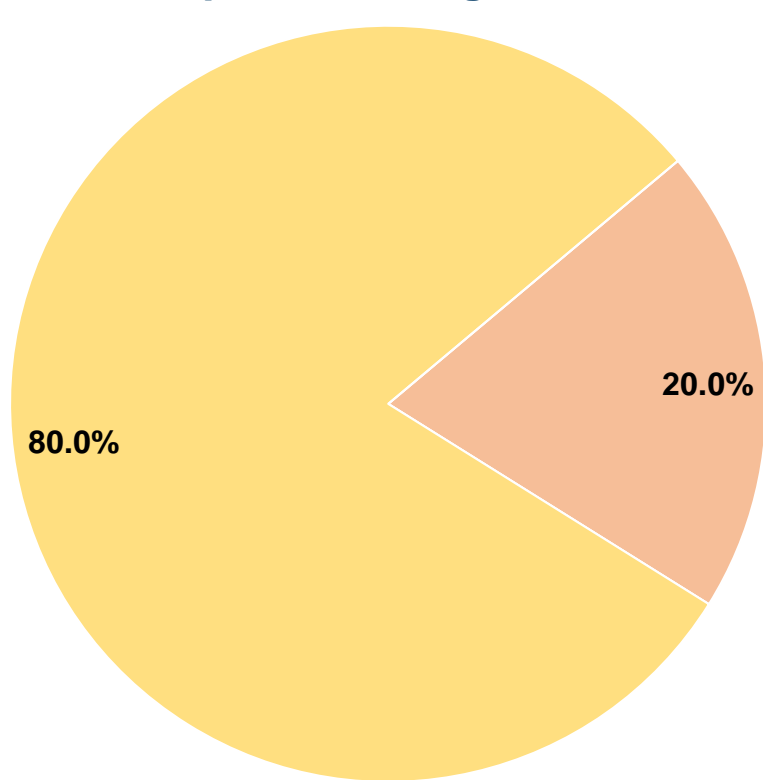
Fare Revenues	\$0	0.0%
Local Funds	\$5,841	20.0%
State Funds	\$0	0.0%
Federal Assistance	\$23,364	80.0%
Other Funds	\$0	0.0%
<b>Total Capital Funds Expended</b>	<b>\$29,205</b>	<b>100.0%</b>

Total Capital Funds Expended

Operating Funding Sources



Capital Funding Sources



Modal Characteristics

Operation Characteristics

Vehicles Operated  
at Maximum Service

Mode	Directly Operated	Purchased Transportation	Operating Expenses	Fare Revenues	Uses of Capital Funds	Annual Unlinked Trips	Annual Vehicle Revenue Miles	Annual Vehicle Revenue Hours
Demand Response	10	-	\$277,206	\$17,453	\$29,205	13,033	87,884	4,673
<b>Total</b>	<b>10</b>	<b>-</b>	<b>\$277,206</b>	<b>\$17,453</b>	<b>\$29,205</b>	<b>13,033</b>	<b>87,884</b>	<b>4,673</b>

Performance Measures

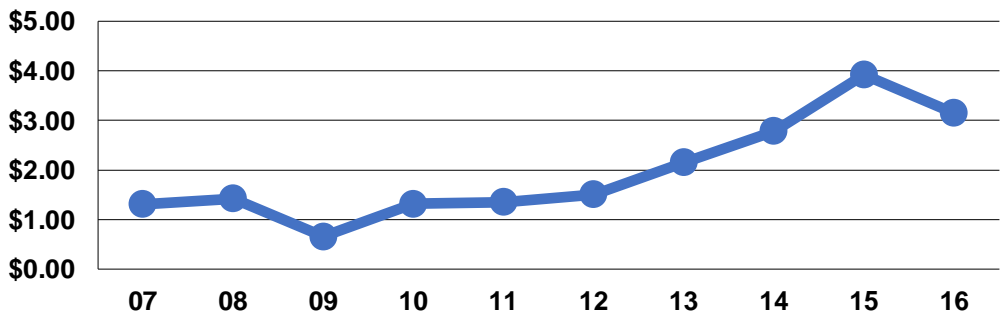
Service Efficiency

Mode	Operating Expenses per Vehicle Revenue Mile	Operating Expenses per Vehicle Revenue Hour
Demand Response	\$3.15	\$59.32
<b>Total</b>	<b>\$3.15</b>	<b>\$59.32</b>

Service Effectiveness

Mode	Operating Expenses per Unlinked Passenger Trip	Unlinked Trips per Vehicle Revenue Mile	Unlinked Trips per Vehicle Revenue Hour
Demand Response	\$21.27	0.2	2.8
<b>Total</b>	<b>\$21.27</b>	<b>0.1</b>	<b>2.8</b>

Operating Expense per Vehicle Revenue Mile:  
Agency Total



Unlinked Passenger Trips per Vehicle Revenue  
Mile: Agency Total

