

General Information

Financial Information

Service Consumption

68,767 Annual Unlinked Trips (UPT)

Service Supplied

263,670 Annual Vehicle Revenue Miles (VRM)

16,234 Annual Vehicle Revenue Hours (VRH)

Summary of Operating Expenses (OE)

\$742,000 Total Operating Expenses

Database Information

NTDID: 4R01-41084

Reporter Type: Rural General Public Transit

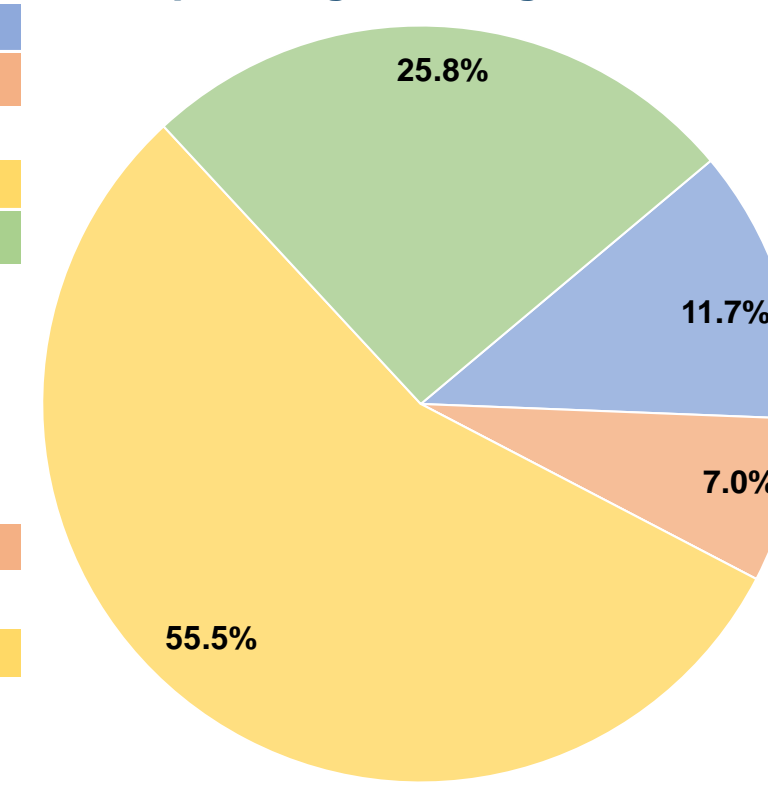
Sources of Operating Funds Expended

Fare Revenues	\$87,065	11.7%
Local Funds	\$52,168	7.0%
State Funds	\$0	0.0%
Federal Assistance	\$411,478	55.5%
Other Funds	\$191,289	25.8%
Total Operating Funds Expended	\$742,000	100.0%

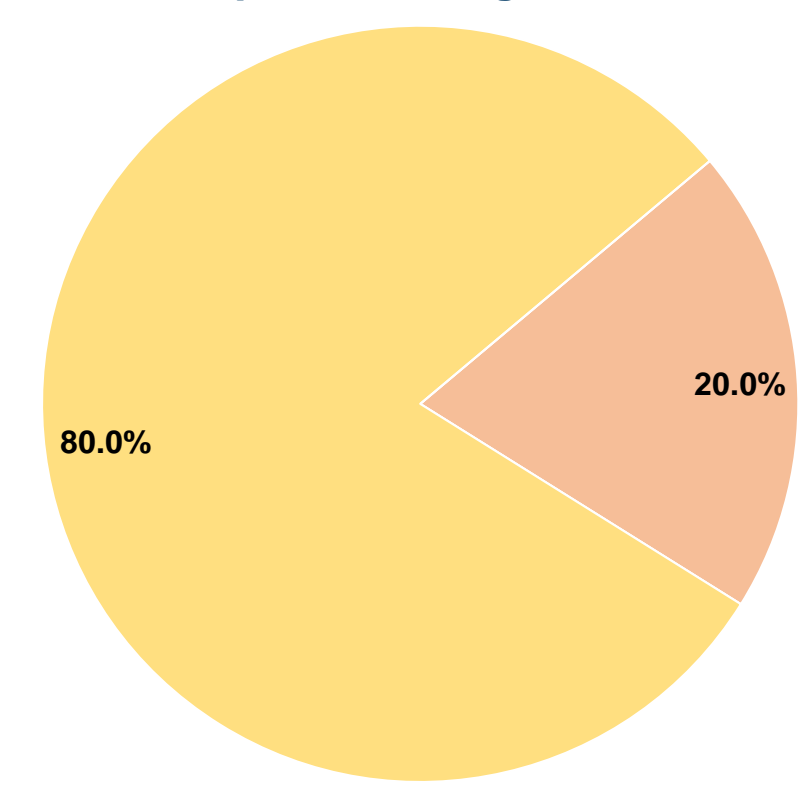
Sources of Capital Funds Expended

Fare Revenues	\$0	0.0%
Local Funds	\$37,534	20.0%
State Funds	\$0	0.0%
Federal Assistance	\$150,136	80.0%
Other Funds	\$0	0.0%
Total Capital Funds Expended	\$187,670	100.0%

Operating Funding Sources



Capital Funding Sources



Modal Characteristics

Operation Characteristics

Vehicles Operated at Maximum Service

Mode	Directly Operated	Purchased Transportation	Operating Expenses	Fare Revenues	Uses of Capital Funds	Annual Unlinked Trips	Annual Vehicle Revenue Miles	Annual Vehicle Revenue Hours
Demand Response	20	-	\$742,000	\$87,065	\$187,670	68,767	263,670	16,234
Total	20	-	\$742,000	\$87,065	\$187,670	68,767	263,670	16,234

Performance Measures

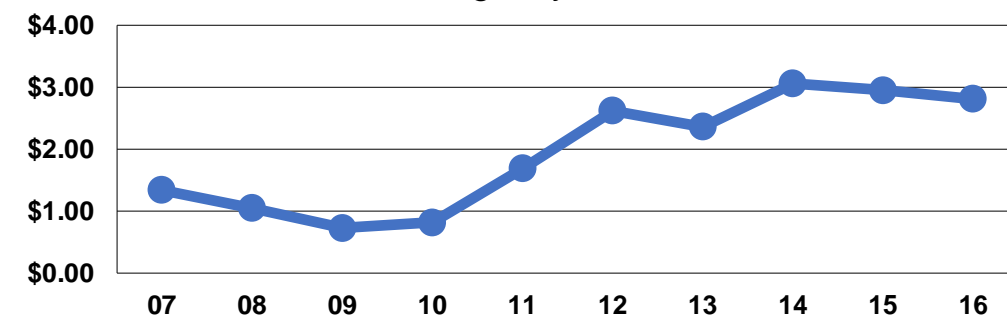
Service Efficiency

Mode	Operating Expenses per Vehicle Revenue Mile	Operating Expenses per Vehicle Revenue Hour
Demand Response	\$2.81	\$45.71
Total	\$2.81	\$45.71

Service Effectiveness

Mode	Operating Expenses per Unlinked Passenger Trip	Unlinked Trips per Vehicle Revenue Mile	Unlinked Trips per Vehicle Revenue Hour
Demand Response	\$10.79	0.3	4.2
Total	\$10.79	0.3	4.2

Operating Expense per Vehicle Revenue Mile: Agency Total



Unlinked Passenger Trips per Vehicle Revenue Mile: Agency Total

