

General Information

Urbanized Area (UZA) Statistics - 2010 Census

New Bern, NC
 43 Square Miles
 50,503 Population
 495 Pop. Rank out of 498 UZAs

Other UZAs Served

0 North Carolina Non-UZA

Service Area Statistics

1,803 Square Miles
 126,802 Population

Service Consumption

74,346 Annual Unlinked Trips (UPT)

Service Supplied

569,196 Annual Vehicle Revenue Miles (VRM)
 35,754 Annual Vehicle Revenue Hours (VRH)

Database Information

NTDID: 40210

Reporter Type: Reduced Reporter

Financial Information

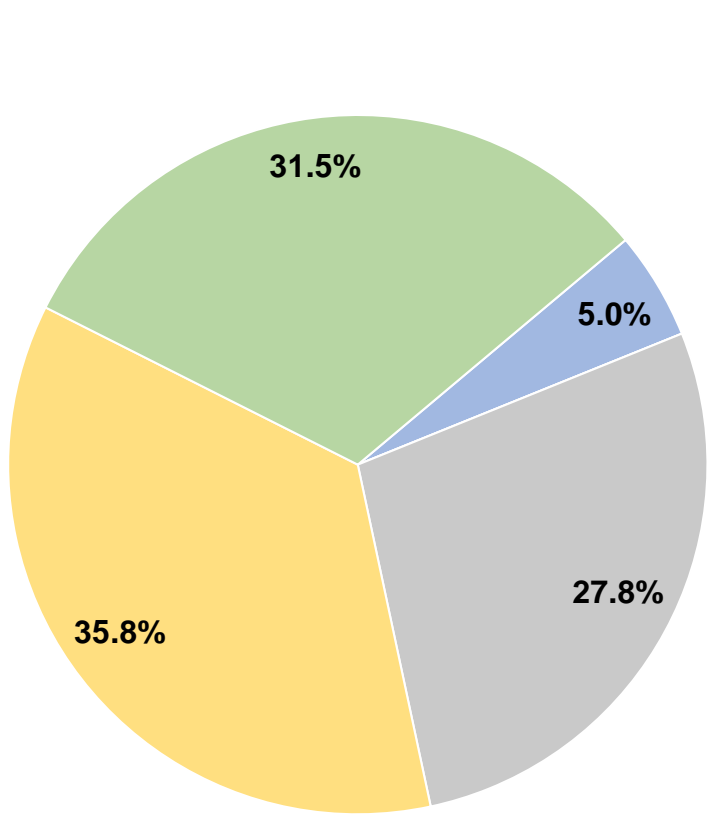
Sources of Operating Funds Expended

Fare Revenues	\$49,738	5.0%
Local Funds	\$0	0.0%
State Funds	\$276,422	27.8%
Federal Assistance	\$356,102	35.8%
Other Funds	\$313,221	31.5%
Total Operating Funds Expended	\$995,483	100.0%

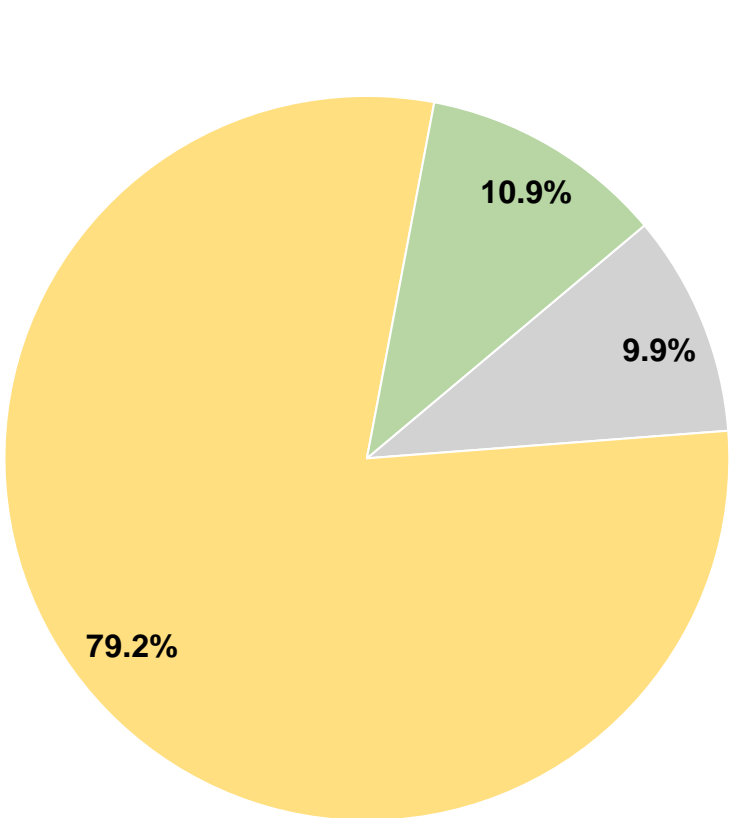
Sources of Capital Funds Expended

Fare Revenues	\$0	0.0%
Local Funds	\$0	0.0%
State Funds	\$28,895	9.9%
Federal Assistance	\$231,169	79.2%
Other Funds	\$31,851	10.9%
Total Capital Funds Expended	\$291,915	100.0%

Operating Funding Sources



Capital Funding Sources



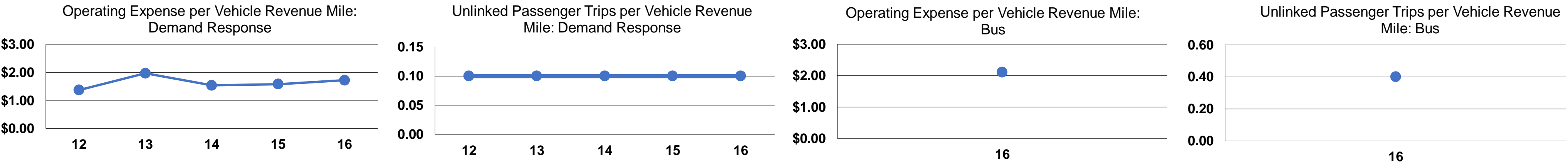
Modal Characteristics

Operation Characteristics

Mode	Vehicles Operated at Maximum Service			Fare Revenues	Uses of Capital Funds	Annual Unlinked Trips	Annual Vehicle Revenue Miles	Annual Vehicle Revenue Hours	Average Fleet Age in Years ^a
	Directly Operated	Purchased Transportation	Operating Expenses						
Demand Response	20	-	\$893,121	\$35,626	\$291,915	56,618	520,636	31,271	4.3
Bus	2	-	\$102,362	\$14,112	\$0	17,728	48,560	4,483	3.4
Total	22	-	\$995,483	\$49,738	\$291,915	74,346	569,196	35,754	

Performance Measures

Mode	Service Efficiency		Service Effectiveness		
	Operating Expenses per Vehicle Revenue Mile	Operating Expenses per Vehicle Revenue Hour	Operating Expenses per Unlinked Passenger Trip	Unlinked Trips per Vehicle Revenue Mile	Unlinked Trips per Vehicle Revenue Hour
Demand Response	\$1.72	\$28.56	\$15.77	0.1	1.8
Bus	\$2.11	\$22.83	\$5.77	0.4	4.0
Total	\$1.75	\$27.84	\$13.39	0.1	2.1



Notes:
^aDemand Response - Taxi (DT) and non-dedicated fleets do not report fleet age data.