

General Information

Urbanized Area (UZA) Statistics - 2010 Census

Gadsden, AL
72 Square Miles
64,172 Population
426 Pop. Rank out of 498 UZAs

Service Area Statistics

37 Square Miles
61,709 Population

Service Consumption

108,163 Annual Unlinked Trips (UPT)

Service Supplied

357,177 Annual Vehicle Revenue Miles (VRM)
25,596 Annual Vehicle Revenue Hours (VRH)

Database Information

NTDID: 40049

Reporter Type: Reduced Reporter

Financial Information

Sources of Operating Funds Expended

Fare Revenues	\$48,872	6.2%
Local Funds	\$368,714	46.9%
State Funds	\$0	0.0%
Federal Assistance	\$368,715	46.9%
Other Funds	\$0	0.0%

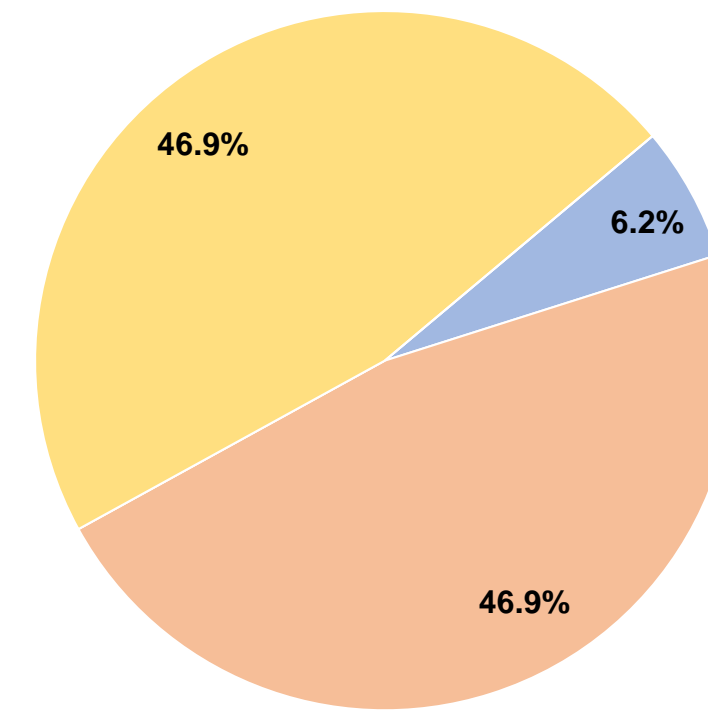
Total Operating Funds Expended \$786,301 100.0%

Sources of Capital Funds Expended

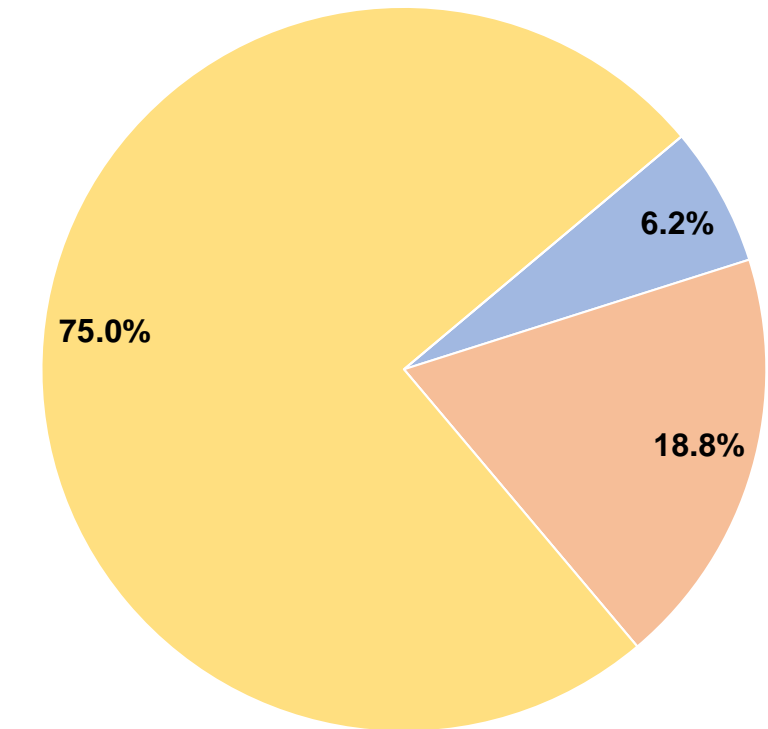
Fare Revenues	\$21,956	6.2%
Local Funds	\$66,240	18.8%
State Funds	\$0	0.0%
Federal Assistance	\$264,961	75.0%
Other Funds	\$0	0.0%

Total Capital Funds Expended \$353,157 100.0%

Operating Funding Sources



Capital Funding Sources



Modal Characteristics

Operation Characteristics

Vehicles Operated at Maximum Service

Mode	Directly Operated	Purchased Transportation	Operating Expenses	Fare Revenues	Uses of Capital Funds	Annual Unlinked Trips	Annual Vehicle Revenue Miles	Annual Vehicle Revenue Hours	Average Fleet Age in Years ^a
Demand Response	7	-	\$473,500	\$44,988	\$313,431	30,072	180,127	12,227	3.8
Bus	5	-	\$312,801	\$25,840	\$39,726	78,091	177,050	13,369	5.0
Total	12	-	\$786,301	\$70,828	\$353,157	108,163	357,177	25,596	

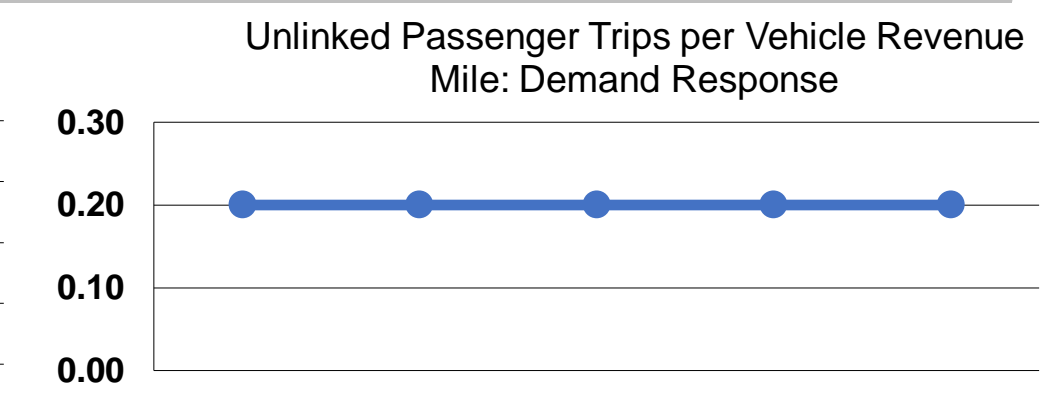
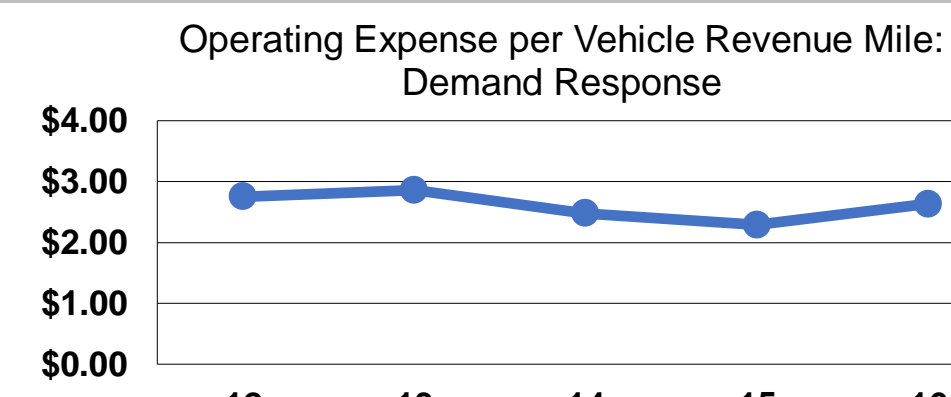
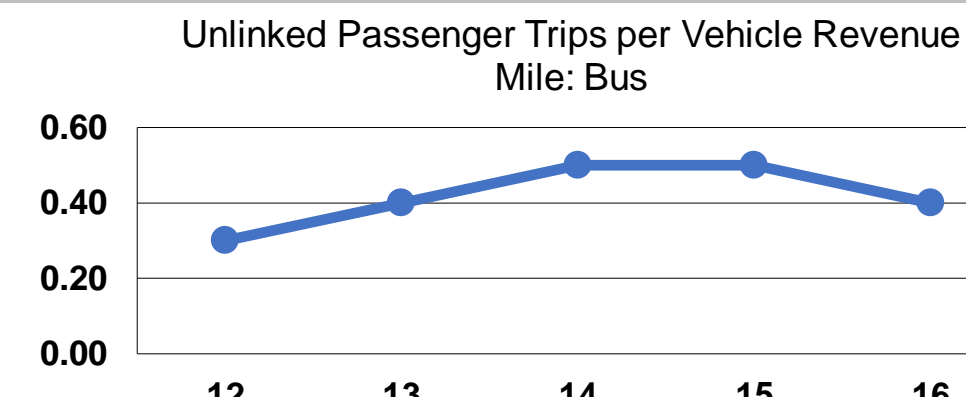
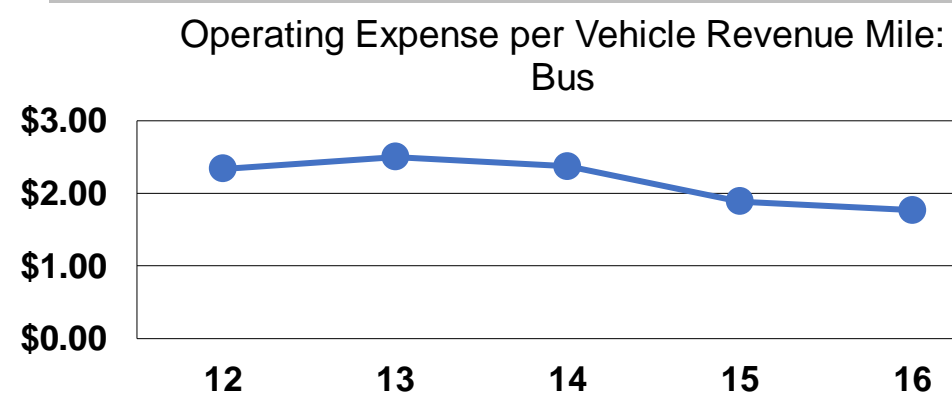
Performance Measures

Service Efficiency

Mode	Operating Expenses per Vehicle Revenue Mile	Operating Expenses per Vehicle Revenue Hour
Demand Response	\$2.63	\$38.73
Bus	\$1.77	\$23.40
Total	\$2.20	\$30.72

Service Effectiveness

Mode	Operating Expenses per Unlinked Passenger Trip	Unlinked Trips per Vehicle Revenue Mile	Unlinked Trips per Vehicle Revenue Hour
Demand Response	\$15.75	0.2	2.5
Bus	\$4.01	0.4	5.8
Total	\$7.27	0.3	4.2



Notes:

^aDemand Response - Taxi (DT) and non-dedicated fleets do not report fleet age data.