

General Information

Urbanized Area (UZA) Statistics - 2010 Census

Winchester, VA  
37 Square Miles  
69,449 Population  
398 Pop. Rank out of 498 UZAs

Other UZAs Served

0 Virginia Non-UZA

Service Area Statistics

9 Square Miles  
27,216 Population

Service Consumption

138,961 Annual Unlinked Trips (UPT)

Service Supplied

197,472 Annual Vehicle Revenue Miles (VRM)  
18,732 Annual Vehicle Revenue Hours (VRH)

Database Information

NTDID: 30099

Reporter Type: Reduced Reporter

Financial Information

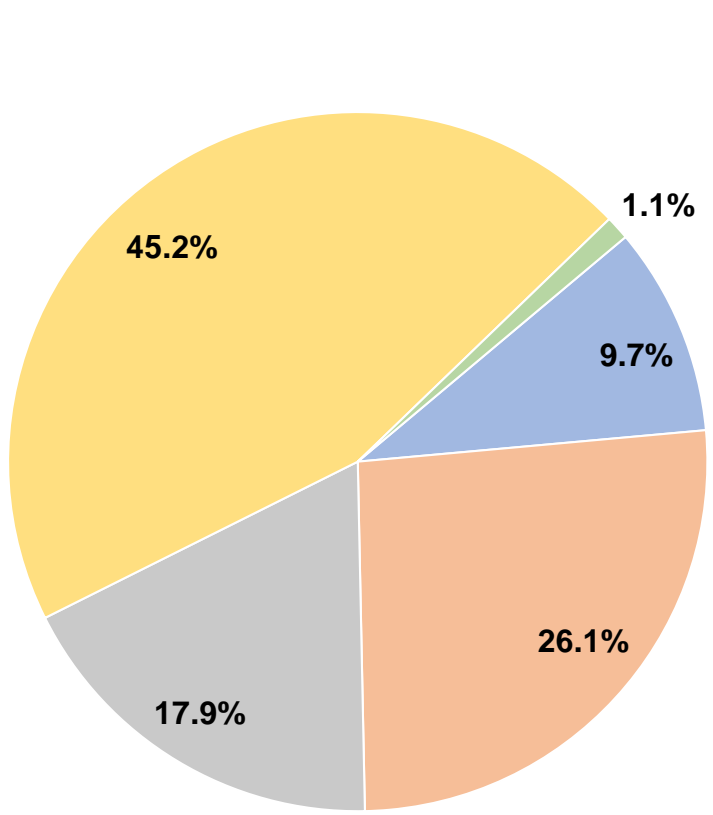
Sources of Operating Funds Expended

Fare Revenues	\$89,146	9.7%
Local Funds	\$240,544	26.1%
State Funds	\$165,364	17.9%
Federal Assistance	\$416,069	45.2%
Other Funds	\$10,160	1.1%
Total Operating Funds Expended	\$921,283	100.0%

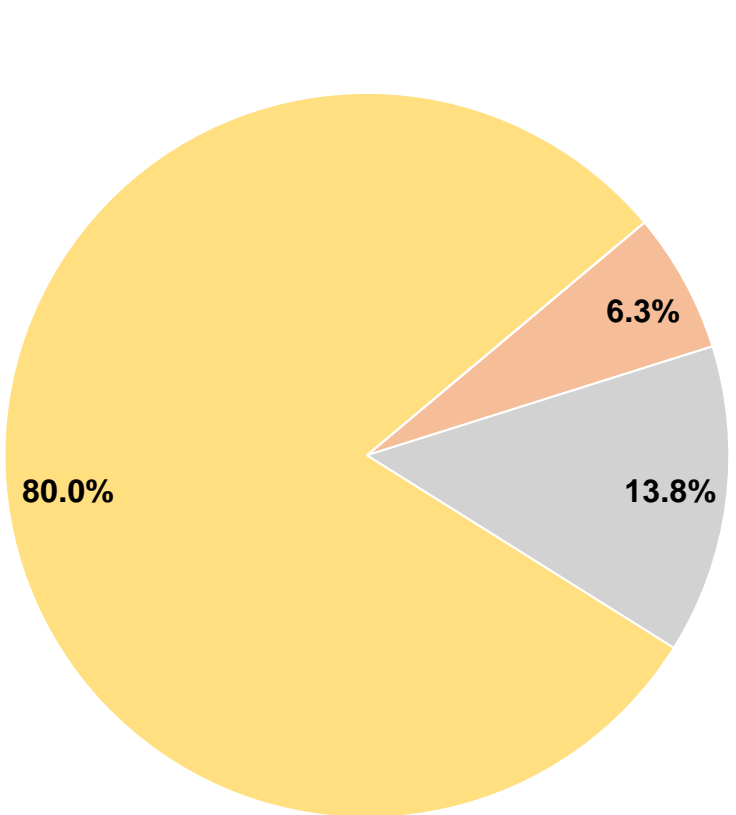
Sources of Capital Funds Expended

Fare Revenues	\$0	0.0%
Local Funds	\$1,611	6.3%
State Funds	\$3,552	13.8%
Federal Assistance	\$20,612	80.0%
Other Funds	\$0	0.0%
Total Capital Funds Expended	\$25,775	100.0%

Operating Funding Sources



Capital Funding Sources



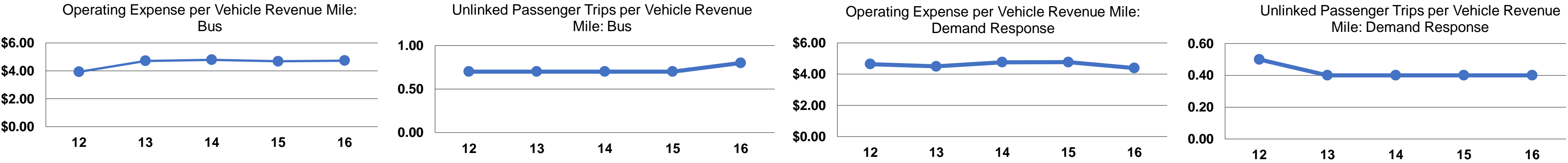
Modal Characteristics

Operation Characteristics

Mode	Vehicles Operated at Maximum Service			Fare Revenues	Uses of Capital Funds	Annual Unlinked Trips	Annual Vehicle Revenue Miles	Annual Vehicle Revenue Hours	Average Fleet Age in Years <sup>a</sup>
	Directly Operated	Purchased Transportation	Operating Expenses						
Demand Response	3	-	\$164,003	\$8,094	\$0	14,697	37,394	4,909	10.7
Bus	4	-	\$757,280	\$81,052	\$25,775	124,264	160,078	13,823	6.5
Total	7	-	\$921,283	\$89,146	\$25,775	138,961	197,472	18,732	

Performance Measures

Mode	Service Efficiency		Service Effectiveness		
	Operating Expenses per Vehicle Revenue Mile	Operating Expenses per Vehicle Revenue Hour	Operating Expenses per Unlinked Passenger Trip	Unlinked Trips per Vehicle Revenue Mile	Unlinked Trips per Vehicle Revenue Hour
Demand Response	\$4.39	\$33.41	\$11.16	0.4	3.0
Bus	\$4.73	\$54.78	\$6.09	0.8	9.0
Total	\$4.67	\$49.18	\$6.63	0.7	7.4



Notes:  
<sup>a</sup>Demand Response - Taxi (DT) and non-dedicated fleets do not report fleet age data.