

Watertown CitiBus  
 2016 Annual Agency Profile

City Manager: Ms. Sharon Addison

General Information

Urbanized Area (UZA) Statistics - 2010 Census

Watertown, NY  
 41 Square Miles  
 57,840 Population  
 455 Pop. Rank out of 498 UZAs

Service Area Statistics

17 Square Miles  
 28,266 Population

Service Consumption

135,528 Annual Unlinked Trips (UPT)

Service Supplied

142,235 Annual Vehicle Revenue Miles (VRM)  
 13,151 Annual Vehicle Revenue Hours (VRH)

Database Information

NTDID: 20215

Reporter Type: Reduced Reporter

Financial Information

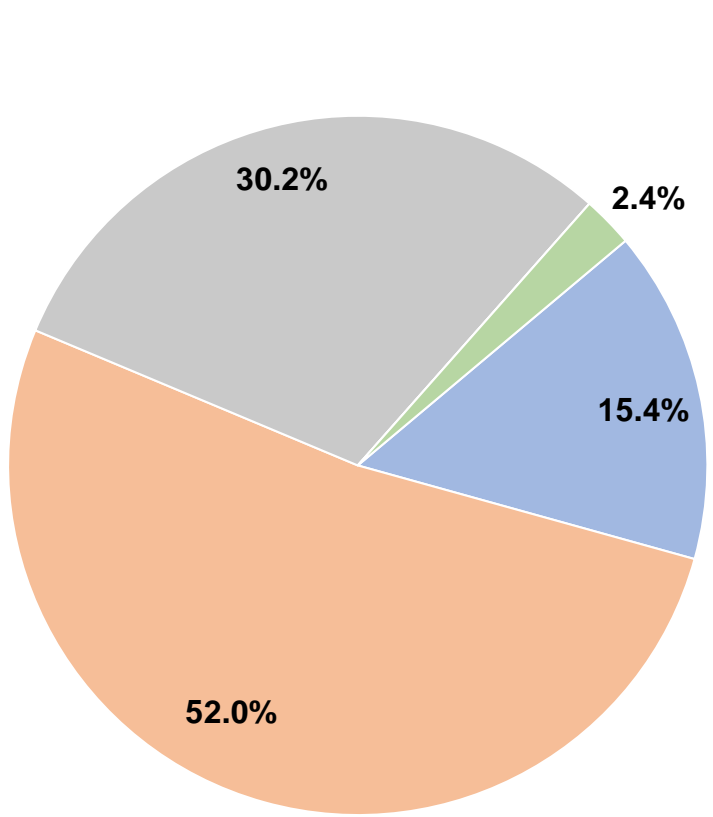
Sources of Operating Funds Expended

Fare Revenues	\$133,855	15.4%
Local Funds	\$451,191	52.0%
State Funds	\$262,167	30.2%
Federal Assistance	\$0	0.0%
Other Funds	\$20,475	2.4%
<b>Total Operating Funds Expended</b>	<b>\$867,688</b>	<b>100.0%</b>

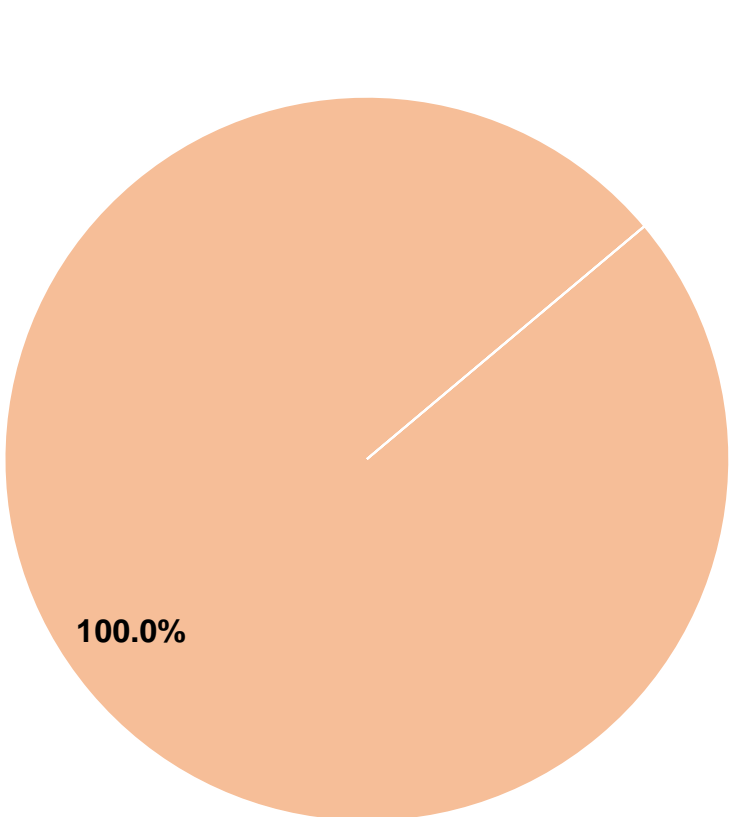
Sources of Capital Funds Expended

Fare Revenues	\$0	0.0%
Local Funds	\$26,529	100.0%
State Funds	\$0	0.0%
Federal Assistance	\$0	0.0%
Other Funds	\$0	0.0%
<b>Total Capital Funds Expended</b>	<b>\$26,529</b>	<b>100.0%</b>

Operating Funding Sources



Capital Funding Sources



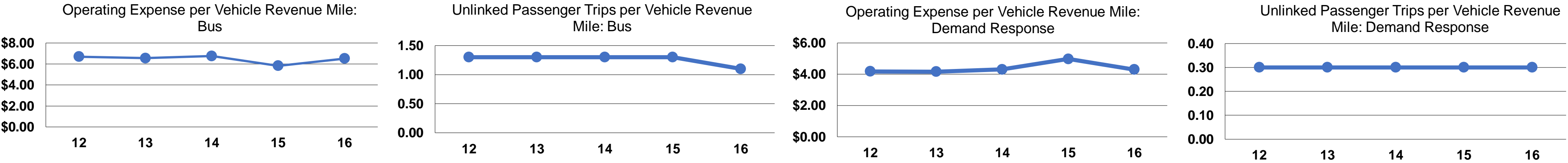
Modal Characteristics

Operation Characteristics

Mode	Vehicles Operated at Maximum Service			Fare Revenues	Uses of Capital Funds	Annual Unlinked Trips	Annual Vehicle Revenue Miles	Annual Vehicle Revenue Hours	Average Fleet Age in Years <sup>a</sup>
	Directly Operated	Purchased Transportation	Operating Expenses						
Demand Response	-	2	\$115,223	\$23,917	\$0	9,042	26,772	2,914	6.0
Bus	3	-	\$752,465	\$109,938	\$26,529	126,486	115,463	10,237	11.8
<b>Total</b>	<b>3</b>	<b>2</b>	<b>\$867,688</b>	<b>\$133,855</b>	<b>\$26,529</b>	<b>135,528</b>	<b>142,235</b>	<b>13,151</b>	

Performance Measures

Mode	Service Efficiency		Service Effectiveness		
	Operating Expenses per Vehicle Revenue Mile	Operating Expenses per Vehicle Revenue Hour	Operating Expenses per Unlinked Passenger Trip	Unlinked Trips per Vehicle Revenue Mile	Unlinked Trips per Vehicle Revenue Hour
Demand Response	\$4.30	\$39.54	\$12.74	0.3	3.1
Bus	\$6.52	\$73.50	\$5.95	1.1	12.4
<b>Total</b>	<b>\$6.10</b>	<b>\$65.98</b>	<b>\$6.40</b>	<b>1.0</b>	<b>10.3</b>



**Notes:**  
<sup>a</sup>Demand Response - Taxi (DT) and non-dedicated fleets do not report fleet age data.