

Isle au Haut Boat Services  
2016 Annual Agency Profile

Transportation Planning Analyst: Ms. Barbie-Jo Lord

General Information

Service Consumption

20,168 Annual Unlinked Trips (UPT)

Service Supplied

13,440 Annual Vehicle Revenue Miles (VRM)

1,562 Annual Vehicle Revenue Hours (VRH)

Summary of Operating Expenses (OE)

\$545,078 Total Operating Expenses

Database Information

NTDID: 1R03-10167

Reporter Type: Rural General Public Transit

Financial Information

Sources of Operating Funds Expended

Fare Revenues	\$289,845	53.2%
Local Funds	\$42,953	7.9%
State Funds	\$0	0.0%
Federal Assistance	\$66,557	12.2%
Other Funds	\$145,723	26.7%

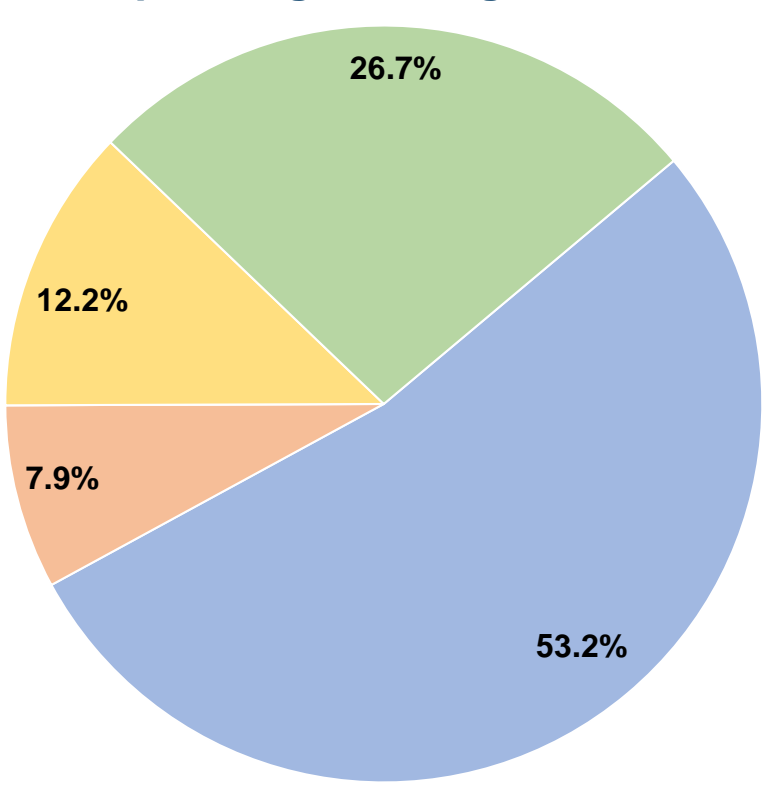
Total Operating Funds Expended \$545,078 100.0%

Sources of Capital Funds Expended

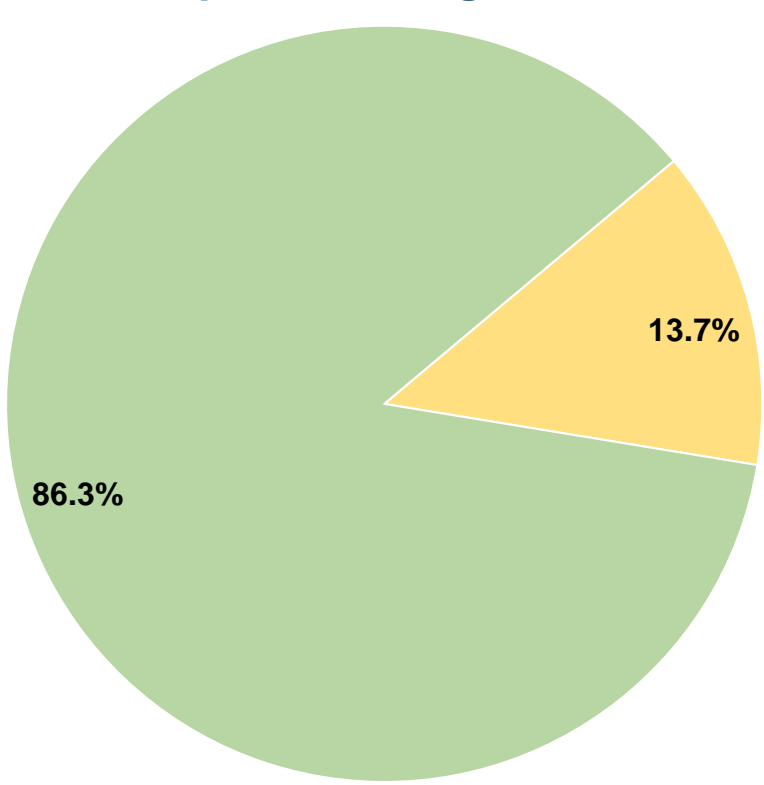
Fare Revenues	\$0	0.0%
Local Funds	\$0	0.0%
State Funds	\$0	0.0%
Federal Assistance	\$100,000	13.7%
Other Funds	\$629,989	86.3%

Total Capital Funds Expended \$729,989 100.0%

Operating Funding Sources



Capital Funding Sources



Modal Characteristics

Operation Characteristics

Vehicles Operated  
at Maximum Service

Mode	Directly Operated	Purchased Transportation	Operating Expenses	Fare Revenues	Uses of Capital Funds	Annual Unlinked Trips	Annual Vehicle Revenue Miles	Annual Vehicle Revenue Hours
Ferryboat	2	-	\$545,078	\$289,845	\$729,989	20,168	13,440	1,562
Total	2	-	\$545,078	\$289,845	\$729,989	20,168	13,440	1,562

Performance Measures

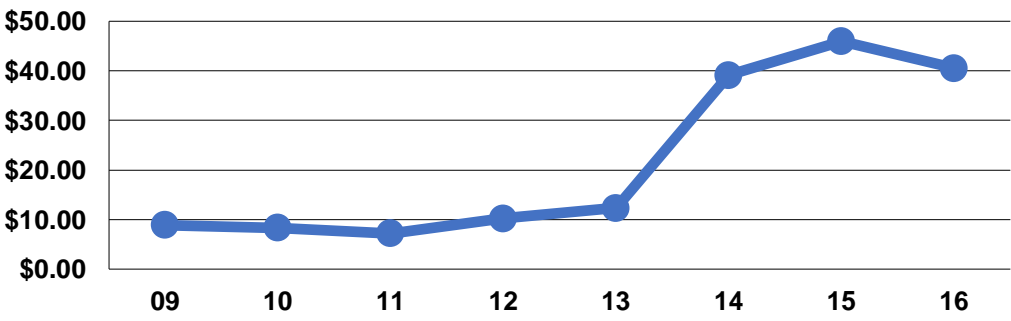
Service Efficiency

Mode	Operating Expenses per Vehicle Revenue Mile	Operating Expenses per Vehicle Revenue Hour
Ferryboat	\$40.56	\$348.96
Total	\$40.56	\$348.96

Service Effectiveness

Mode	Operating Expenses per Unlinked Passenger Trip	Unlinked Trips per Vehicle Revenue Mile	Unlinked Trips per Vehicle Revenue Hour
Ferryboat	\$27.03	1.5	12.9
Total	\$27.03	1.5	12.9

Operating Expense per Vehicle Revenue Mile:  
Agency Total



Unlinked Passenger Trips per Vehicle Revenue  
Mile: Agency Total

