

General Information

Urbanized Area (UZA) Statistics - 2010 Census

Portland, ME
136 Square Miles
203,914 Population
177 Pop. Rank out of 498 UZAs

Other UZAs Served

0 Maine Non-UZA

Service Area Statistics

90 Square Miles
67,302 Population

Service Consumption

188,944 Annual Unlinked Trips (UPT)

Service Supplied

363,495 Annual Vehicle Revenue Miles (VRM)
23,150 Annual Vehicle Revenue Hours (VRH)

Database Information

NTDID: 10114

Reporter Type: Reduced Reporter

Financial Information

Sources of Operating Funds Expended

Fare Revenues	\$432,724	20.0%
Local Funds	\$179,120	8.3%
State Funds	\$31,145	1.4%
Federal Assistance	\$936,298	43.2%
Other Funds	\$588,998	27.2%

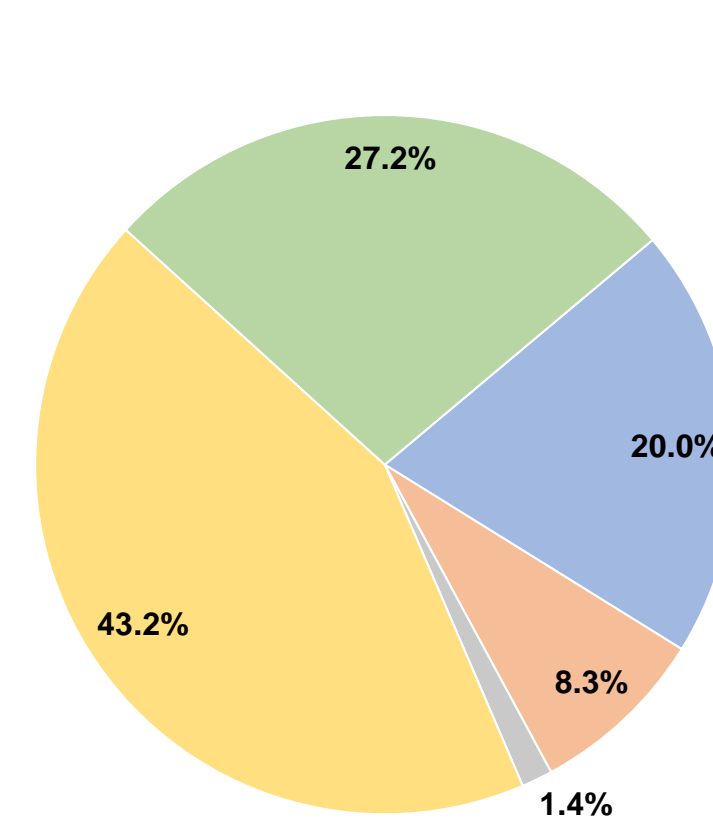
Total Operating Funds Expended \$2,168,285 100.0%

Sources of Capital Funds Expended

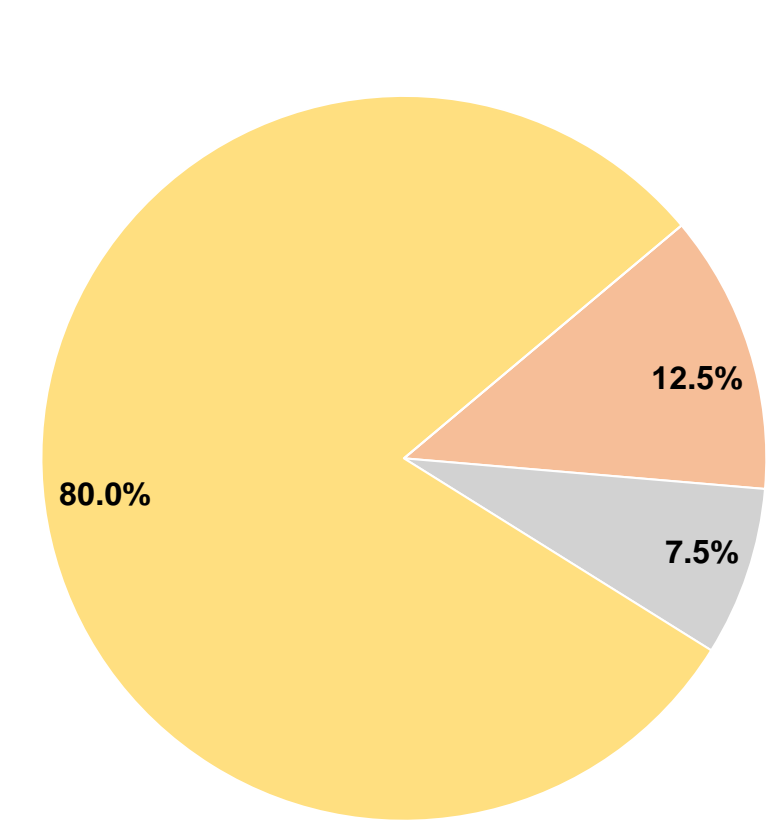
Fare Revenues	\$0	0.0%
Local Funds	\$49,928	12.5%
State Funds	\$30,218	7.5%
Federal Assistance	\$320,582	80.0%
Other Funds	\$0	0.0%

Total Capital Funds Expended \$400,728 100.0%

Operating Funding Sources



Capital Funding Sources



Modal Characteristics

Operation Characteristics

Vehicles Operated at Maximum Service

Mode	Directly Operated	Purchased Transportation	Operating Expenses	Fare Revenues	Uses of Capital Funds	Annual Unlinked Trips	Annual Vehicle Revenue Miles	Annual Vehicle Revenue Hours	Average Fleet Age in Years ^a
Bus	11	-	\$2,168,285	\$432,724	\$400,728	188,944	363,495	23,150	10.1
Total	11	-	\$2,168,285	\$432,724	\$400,728	188,944	363,495	23,150	

Performance Measures

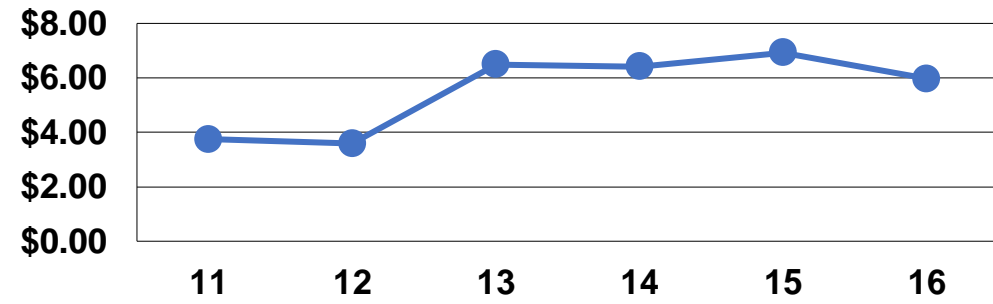
Service Efficiency

Mode	Operating Expenses per Vehicle Revenue Mile	Operating Expenses per Vehicle Revenue Hour
Bus	\$5.97	\$93.66
Total	\$5.97	\$93.66

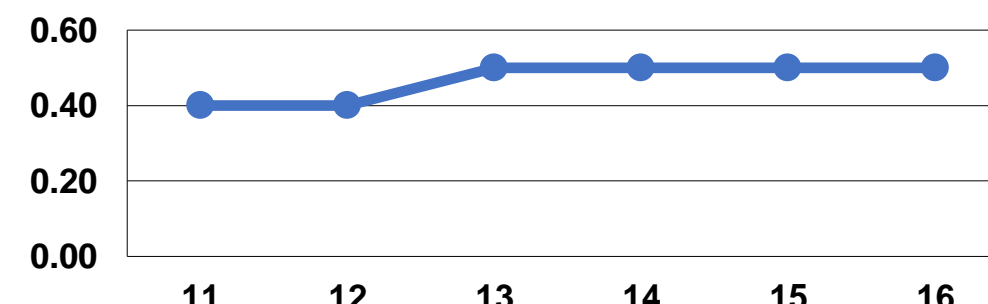
Service Effectiveness

Mode	Operating Expenses per Unlinked Passenger Trip	Unlinked Trips per Vehicle Revenue Mile	Unlinked Trips per Vehicle Revenue Hour
Bus	\$11.48	0.5	8.2
Total	\$11.48	0.5	8.2

Operating Expense per Vehicle Revenue Mile: Bus



Unlinked Passenger Trips per Vehicle Revenue Mile: Bus



Notes:

^aDemand Response - Taxi (DT) and non-dedicated fleets do not report fleet age data.