

General Information

Service Consumption

899,457 Annual Unlinked Trips (UPT)

Service Supplied

1,969,277 Annual Vehicle Revenue Miles (VRM)

91,699 Annual Vehicle Revenue Hours (VRH)

Summary of Operating Expenses (OE)

\$7,686,468 Total Operating Expenses

Database Information

NTDID: 0R03-00303

Reporter Type: Rural General Public Transit

Financial Information

Sources of Operating Funds Expended

Fare Revenues	\$1,059,408	13.8%
Local Funds	\$5,772,873	75.1%
State Funds	\$120,758	1.6%
Federal Assistance	\$727,431	9.5%
Other Funds	\$5,998	0.1%

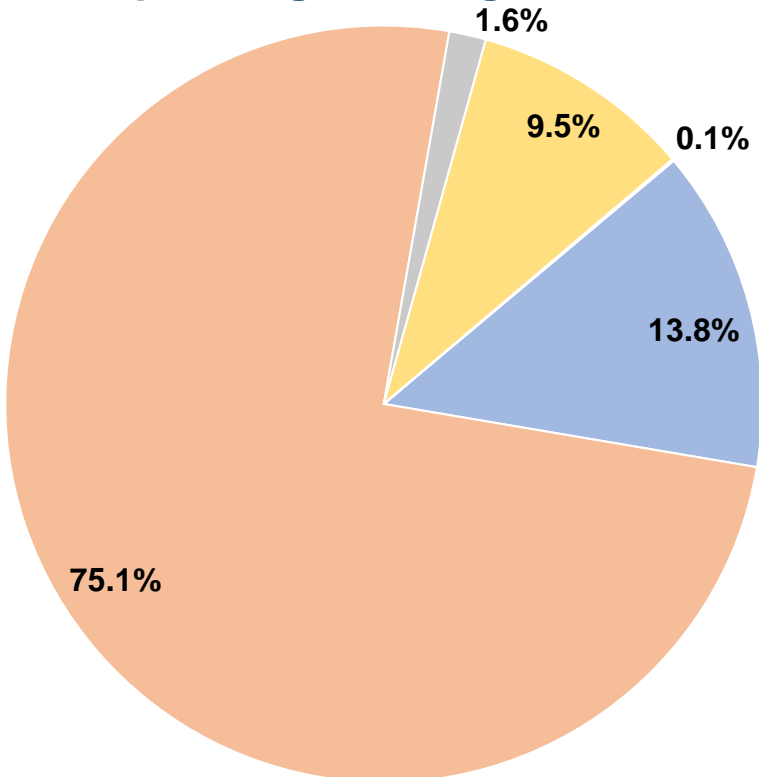
Total Operating Funds Expended \$7,686,468 100.0%

Sources of Capital Funds Expended

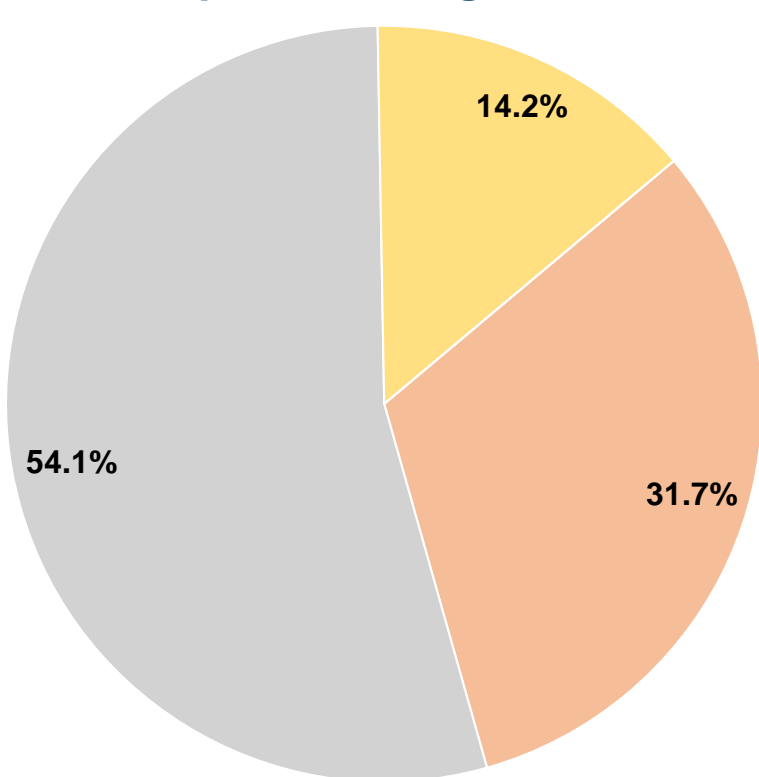
Fare Revenues	\$0	0.0%
Local Funds	\$114,714	31.7%
State Funds	\$195,602	54.1%
Federal Assistance	\$51,223	14.2%
Other Funds	\$0	0.0%

Total Capital Funds Expended \$361,539 100.0%

Operating Funding Sources



Capital Funding Sources



Modal Characteristics

Operation Characteristics

Vehicles Operated at Maximum Service

Mode	Directly Operated	Purchased Transportation	Operating Expenses	Fare Revenues	Uses of Capital Funds	Annual Unlinked Trips	Annual Vehicle Revenue Miles	Annual Vehicle Revenue Hours
Demand Response	17	-	\$1,921,700	\$37,423	\$49,154	57,719	367,938	30,679
Bus	15	-	\$4,877,586	\$744,295	\$134,499	744,366	969,359	44,627
Vanpool	26	-	\$887,182	\$277,690	\$177,886	97,372	631,980	16,393
Total	58	-	\$7,686,468	\$1,059,408	\$361,539	899,457	1,969,277	91,699

Performance Measures

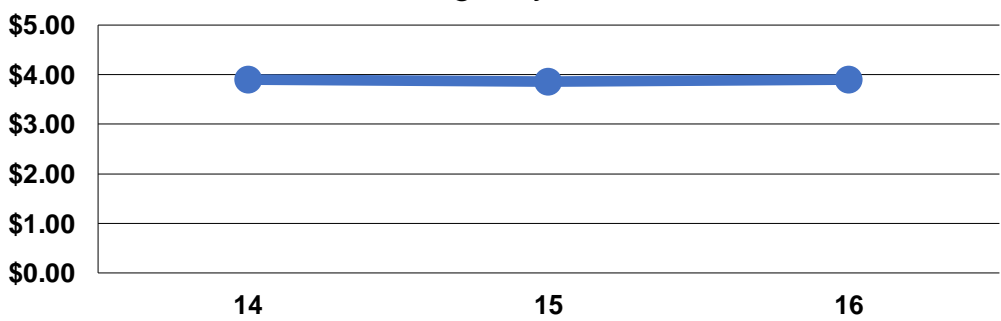
Service Efficiency

Mode	Operating Expenses per Vehicle Revenue Mile	Operating Expenses per Vehicle Revenue Hour
Demand Response	\$5.22	\$62.64
Bus	\$5.03	\$109.30
Vanpool	\$1.40	\$54.12
Total	\$3.90	\$83.82

Service Effectiveness

Mode	Operating Expenses per Unlinked Passenger Trip	Unlinked Trips per Vehicle Revenue Mile	Unlinked Trips per Vehicle Revenue Hour
Demand Response	\$33.29	0.2	1.9
Bus	\$6.55	0.8	16.7
Vanpool	\$9.11	0.2	5.9
Total	\$8.55	0.5	9.8

Operating Expense per Vehicle Revenue Mile: Agency Total



Unlinked Passenger Trips per Vehicle Revenue Mile: Agency Total

