

Gulkana Village Council
2016 Annual Agency Profile

Program Manager: Ms. Sandra Tsinnie

General Information

Federally Recognized Tribal Statistical Areas

Gulkana ANVSA, AK

Service Consumption

10,006 Annual Unlinked Trips (UPT)

Service Supplied

176,629 Annual Vehicle Revenue Miles (VRM)

6,550 Annual Vehicle Revenue Hours (VRH)

Database Information

NTDID: 00085

Reporter Type: Tribal Reporter

Financial Information

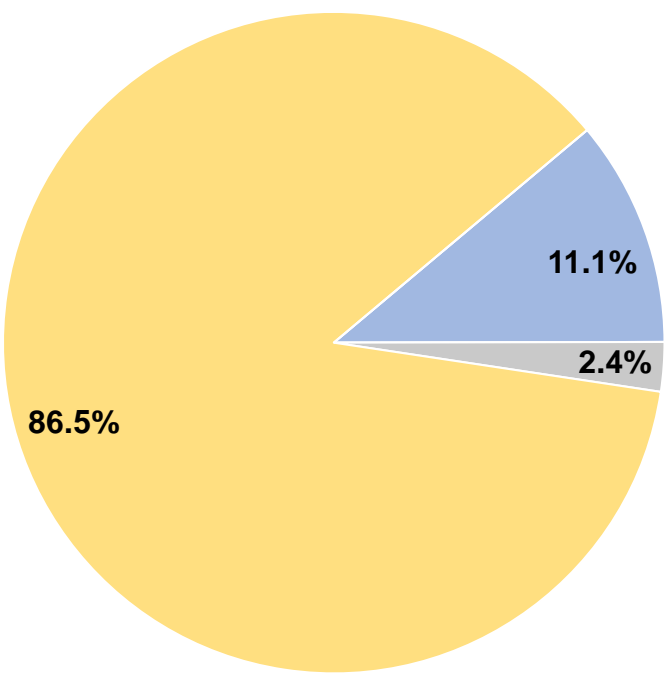
Sources of Operating Funds Expended

Fare Revenues	\$35,662	11.1%
Local Funds	\$0	0.0%
State Funds	\$7,762	2.4%
Federal Assistance	\$278,496	86.5%
Other Funds	\$0	0.0%
Total Operating Funds Expended	\$321,920	100.0%

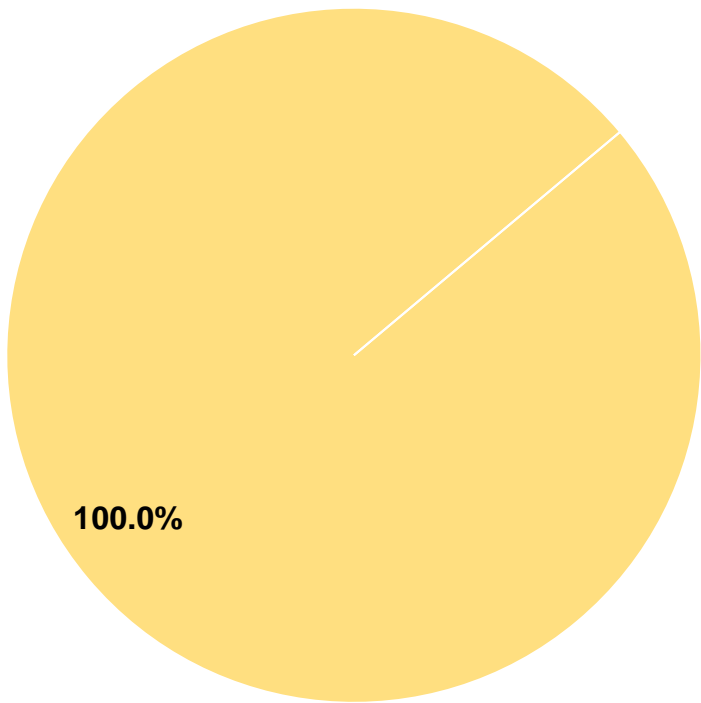
Sources of Capital Funds Expended

Fare Revenues	\$0	0.0%
Local Funds	\$0	0.0%
State Funds	\$0	0.0%
Federal Assistance	\$57,435	100.0%
Other Funds	\$0	0.0%
Total Capital Funds Expended	\$57,435	100.0%

Operating Funding Sources



Capital Funding Sources



Modal Characteristics

Operation Characteristics

Vehicles Operated
at Maximum Service

Mode	Directly Operated	Purchased Transportation	Operating Expenses	Fare Revenues	Uses of Capital Funds	Annual Unlinked Trips	Annual Vehicle Revenue Miles	Annual Vehicle Revenue Hours	Average Fleet Age in Years ^a
Demand Response	1	-	\$69,624	\$2,771	\$5,743	74	7,777	291	2.5
Bus	2	-	\$252,296	\$32,891	\$51,692	9,932	168,852	6,259	2.5
Total	3	-	\$321,920	\$35,662	\$57,435	10,006	176,629	6,550	

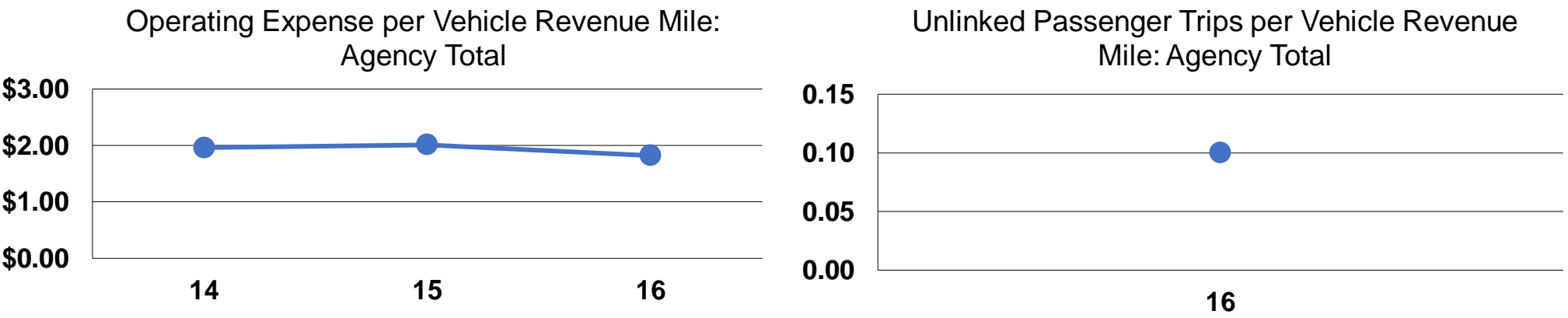
Performance Measures

Service Efficiency

Mode	Operating Expenses per Vehicle Revenue Mile	Operating Expenses per Vehicle Revenue Hour
Demand Response	\$8.95	\$239.26
Bus	\$1.49	\$40.31
Total	\$1.82	\$49.15

Service Effectiveness

Mode	Operating Expenses per Unlinked Passenger Trip	Unlinked Trips per Vehicle Revenue Mile	Unlinked Trips per Vehicle Revenue Hour
Demand Response	\$940.86	0.0	0.3
Bus	\$25.40	0.1	1.6
Total	\$32.17	0.1	1.5



Notes:

^aDemand Response - Taxi (DT) and non-dedicated fleets do not report fleet age data.