

General Information

Urbanized Area (UZA) Statistics - 2010 Census

Corvallis, OR
 21 Square Miles
 62,433 Population
 436 Pop. Rank out of 498 UZAs

Other UZAs Served

0 Oregon Non-UZA

Service Area Statistics

676 Square Miles
 86,591 Population

Service Consumption

87,347 Annual Unlinked Trips (UPT)

Service Supplied

406,338 Annual Vehicle Revenue Miles (VRM)
 31,643 Annual Vehicle Revenue Hours (VRH)

Database Information

NTDID: 00065

Reporter Type: Reduced Reporter

Financial Information

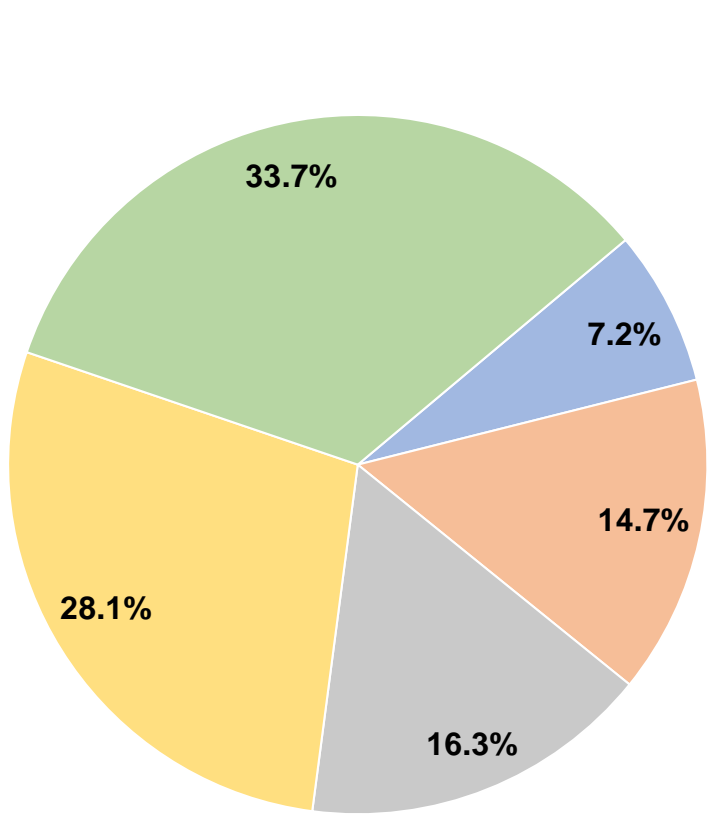
Sources of Operating Funds Expended

Fare Revenues	\$96,270	7.2%
Local Funds	\$197,087	14.7%
State Funds	\$217,366	16.3%
Federal Assistance	\$376,228	28.1%
Other Funds	\$450,338	33.7%
Total Operating Funds Expended	\$1,337,289	100.0%

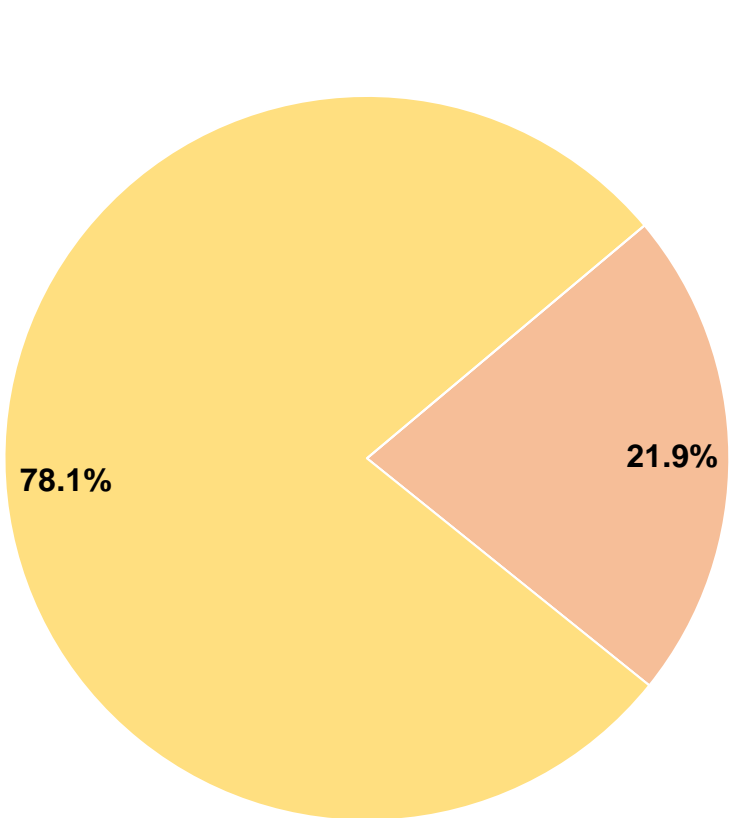
Sources of Capital Funds Expended

Fare Revenues	\$0	0.0%
Local Funds	\$9,926	21.9%
State Funds	\$0	0.0%
Federal Assistance	\$35,412	78.1%
Other Funds	\$0	0.0%
Total Capital Funds Expended	\$45,338	100.0%

Operating Funding Sources



Capital Funding Sources




Modal Characteristics

Operation Characteristics

Mode	Vehicles Operated at Maximum Service				Uses of Capital Funds	Annual Unlinked Trips	Annual Vehicle Revenue Miles	Annual Vehicle Revenue Hours	Average Fleet Age in Years ^a
	Directly Operated	Purchased Transportation	Operating Expenses	Fare Revenues					
Commuter Bus	-	7	\$261,382	\$20,506	\$0	9,393	99,841	4,729	9.3
Demand Response	-	14 ¹	\$1,024,487 ¹	\$75,764	\$45,338 ¹	77,954	306,497	26,914	8.0
Total	-	21	\$1,285,869	\$96,270	\$45,338	87,347	406,338	31,643	

Performance Measures

Mode	Service Efficiency		Service Effectiveness		
	Operating Expenses per Vehicle Revenue Mile	Operating Expenses per Vehicle Revenue Hour	Operating Expenses per Unlinked Passenger Trip	Unlinked Trips per Vehicle Revenue Mile	Unlinked Trips per Vehicle Revenue Hour
Commuter Bus	\$2.62	\$55.27	\$27.83	0.1	2.0
Demand Response	\$3.34	\$38.07	\$13.14	0.3	2.9
Total	\$3.16	\$40.64	\$14.72	0.2	2.8



Notes:
^aDemand Response - Taxi (DT) and non-dedicated fleets do not report fleet age data.
¹Includes data for a contract with another reporter.
 *This agency has a purchased transportation relationship in which they sell service to City of Corvallis (NTDID: 00047), and in which the data are captured in this report for mode DR/PT.

