

General Information

Urbanized Area (UZA) Statistics - 2010 Census

Portland, OR-WA
 524 Square Miles
 1,849,898 Population
 24 Pop. Rank out of 498 UZAs

Other UZAs Served

156 Salem, OR, 0 Oregon Non-UZA

Service Area Statistics

80 Square Miles
 22,729 Population

Service Consumption

317,676 Annual Unlinked Trips (UPT)

Service Supplied

598,164 Annual Vehicle Revenue Miles (VRM)
 44,276 Annual Vehicle Revenue Hours (VRH)

Database Information

NTDID: 00046

Reporter Type: Reduced Reporter

Financial Information

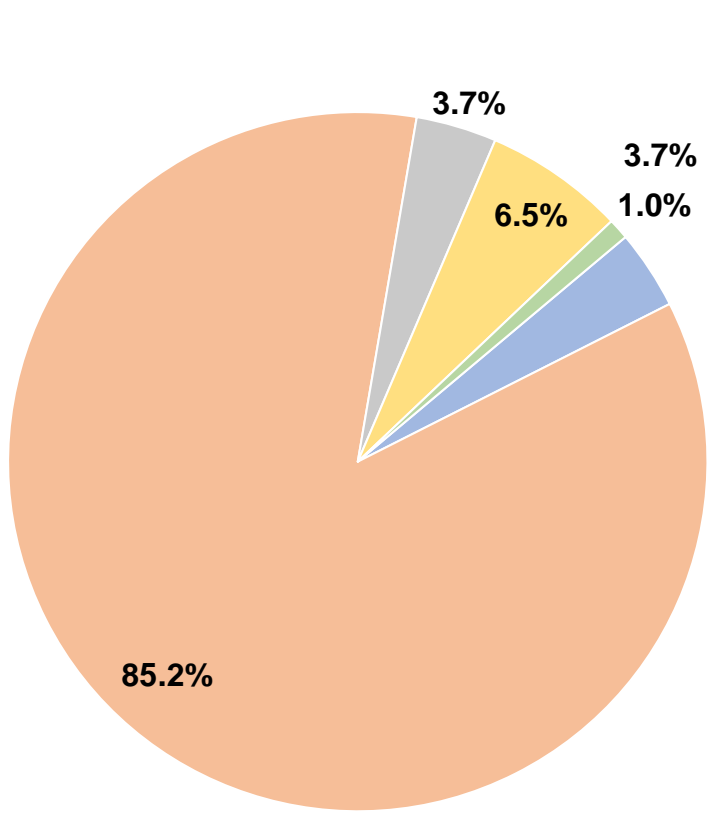
Sources of Operating Funds Expended

Fare Revenues	\$190,235	3.7%
Local Funds	\$4,425,384	85.2%
State Funds	\$193,950	3.7%
Federal Assistance	\$337,503	6.5%
Other Funds	\$50,028	1.0%
Total Operating Funds Expended	\$5,197,100	100.0%

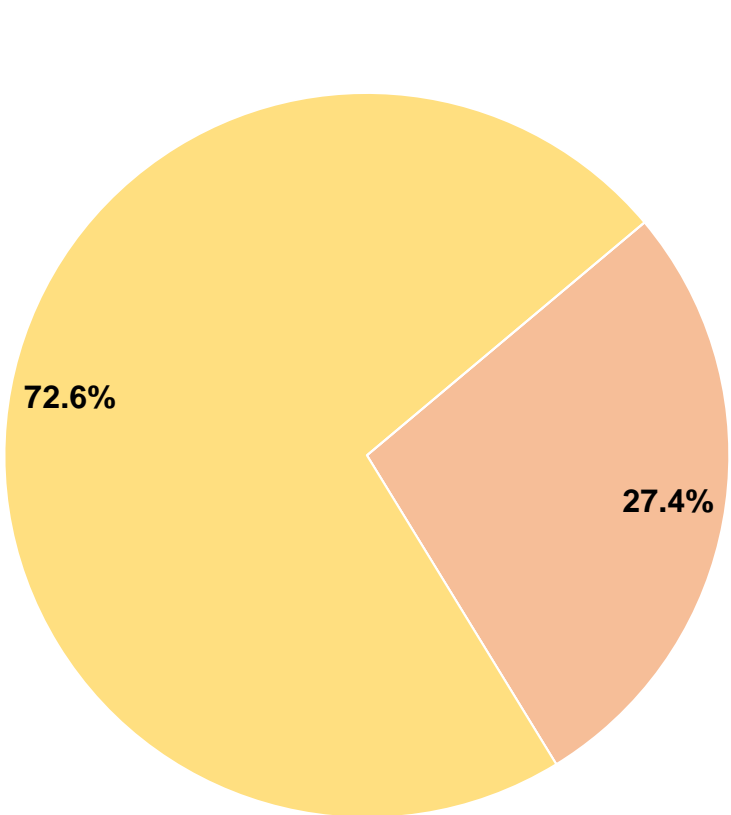
Sources of Capital Funds Expended

Fare Revenues	\$0	0.0%
Local Funds	\$114,902	27.4%
State Funds	\$0	0.0%
Federal Assistance	\$305,093	72.6%
Other Funds	\$0	0.0%
Total Capital Funds Expended	\$419,995	100.0%

Operating Funding Sources



Capital Funding Sources



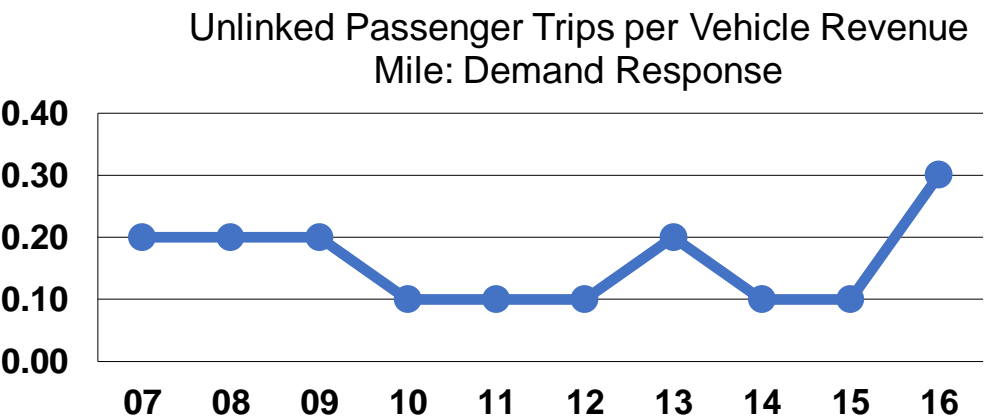
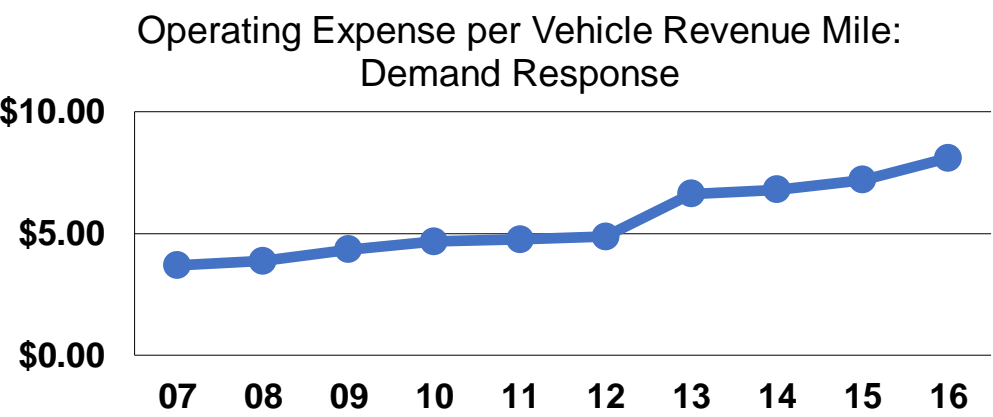
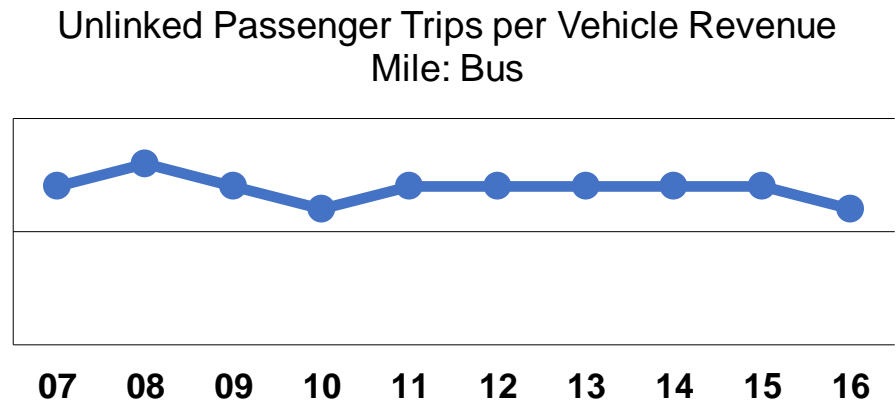
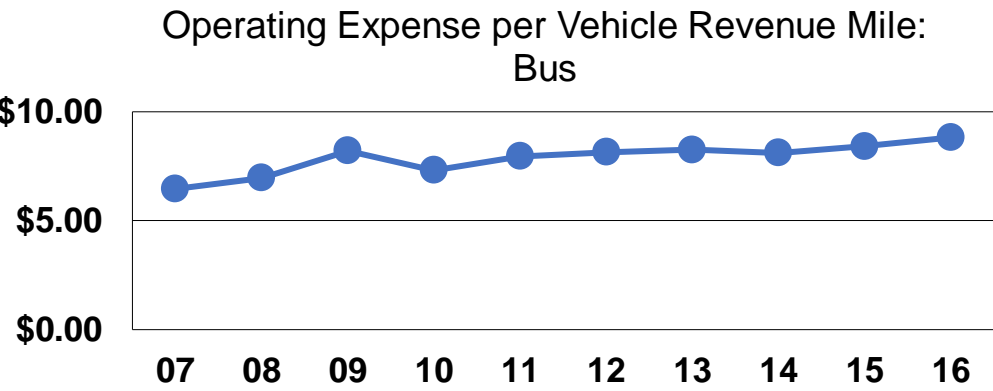
Modal Characteristics

Operation Characteristics

Mode	Vehicles Operated at Maximum Service			Fare Revenues	Uses of Capital Funds	Annual Unlinked Trips	Annual Vehicle Revenue Miles	Annual Vehicle Revenue Hours	Average Fleet Age in Years ^a
	Directly Operated	Purchased Transportation	Operating Expenses						
Demand Response	5	-	\$883,507	\$7,609	\$71,399	30,500	109,074	10,094	6.0
Bus	13	-	\$4,313,593	\$182,626	\$348,596	287,176	489,090	34,182	8.3
Total	18	-	\$5,197,100	\$190,235	\$419,995	317,676	598,164	44,276	

Performance Measures

Mode	Service Efficiency		Service Effectiveness		
	Operating Expenses per Vehicle Revenue Mile	Operating Expenses per Vehicle Revenue Hour	Operating Expenses per Unlinked Passenger Trip	Unlinked Trips per Vehicle Revenue Mile	Unlinked Trips per Vehicle Revenue Hour
Demand Response	\$8.10	\$87.53	\$28.97	0.3	3.0
Bus	\$8.82	\$126.19	\$15.02	0.6	8.4
Total	\$8.69	\$117.38	\$16.36	0.5	7.2



Notes:
^aDemand Response - Taxi (DT) and non-dedicated fleets do not report fleet age data.