

## General Information

### Service Consumption

36,368 Annual Unlinked Trips (UPT)

### Service Supplied

131,481 Annual Vehicle Revenue Miles (VRM)

9,300 Annual Vehicle Revenue Hours (VRH)

### Summary of Operating Expenses (OE)

\$687,531 Total Operating Expenses

### Database Information

NTDID: 9R04-91061

Reporter Type: Rural General Public Transit

## Financial Information

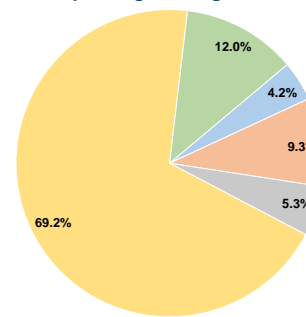
### Sources of Operating Funds Expended

Fare Revenues	\$28,887	4.2%
Local Funds	\$64,137	9.3%
State Funds	\$36,230	5.3%
Federal Assistance	\$475,640	69.2%
Other Funds	\$82,637	12.0%
<b>Total Operating Funds Expended</b>	<b>\$687,531</b>	<b>100.0%</b>

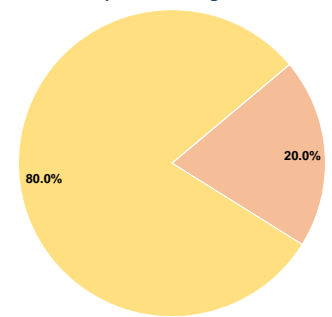
### Sources of Capital Funds Expended

Fare Revenues	\$0	0.0%
Local Funds	\$1,176	20.0%
State Funds	\$0	0.0%
Federal Assistance	\$4,705	80.0%
Other Funds	\$0	0.0%
<b>Total Capital Funds Expended</b>	<b>\$5,881</b>	<b>100.0%</b>

### Operating Funding Sources



### Capital Funding Sources



## Modal Characteristics

### Operation Characteristics

#### Vehicles Operated at Maximum Service

Mode	Directly Operated	Purchased Transportation	Operating Expenses	Fare Revenues	Uses of Capital Funds	Annual Unlinked Trips	Annual Vehicle Revenue Miles	Annual Vehicle Revenue Hours
Bus	2	-	\$60,523	\$670	\$529	2,662	13,138	819
Demand Response	7	-	\$627,008	\$28,217	\$5,352	33,706	118,343	8,481
<b>Total</b>	<b>9</b>	<b>-</b>	<b>\$687,531</b>	<b>\$28,887</b>	<b>\$5,881</b>	<b>36,368</b>	<b>131,481</b>	<b>9,300</b>

### Performance Measures

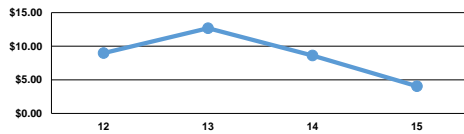
#### Service Efficiency

Mode	Operating Expenses per Vehicle Revenue Mile	Operating Expenses per Vehicle Revenue Hour
Bus	\$4.61	\$73.90
Demand Response	\$5.30	\$73.93
<b>Total</b>	<b>\$5.23</b>	<b>\$73.93</b>

#### Service Effectiveness

Mode	Operating Expenses per Unlinked Passenger Trip	Unlinked Trips per Vehicle Revenue Mile	Unlinked Trips per Vehicle Revenue Hour
Bus	\$22.74	0.2	3.3
Demand Response	\$18.60	0.3	4.0
<b>Total</b>	<b>\$18.90</b>	<b>0.3</b>	<b>3.9</b>

Operating Expense per Vehicle Revenue Mile: Agency Total



Unlinked Passenger Trips per Vehicle Revenue Mile: Agency Total

