

Lincoln County Transportation

2015 Annual Agency Profile

Transportation Planner/Analyst: Ms. Jana Mabry
775-888-7356

General Information

Service Consumption

2,988 Annual Unlinked Trips (UPT)

Service Supplied

42,049 Annual Vehicle Revenue Miles (VRM)

2,170 Annual Vehicle Revenue Hours (VRH)

Summary of Operating Expenses (OE)

\$145,451 Total Operating Expenses

Database Information

NTDID: 9R04-91022

Reporter Type: Rural General Public Transit

Financial Information

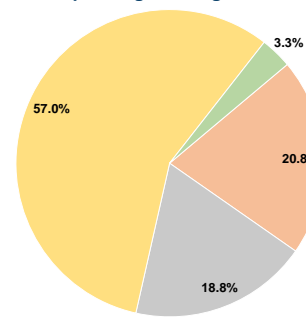
Sources of Operating Funds Expended

Fare Revenues	\$0	0.0%
Local Funds	\$30,257	20.8%
State Funds	\$27,397	18.8%
Federal Assistance	\$82,962	57.0%
Other Funds	\$4,835	3.3%
Total Operating Funds Expended	\$145,451	100.0%

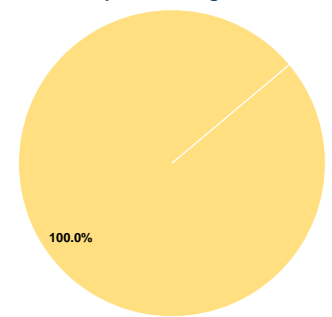
Sources of Capital Funds Expended

Fare Revenues	\$0	0.0%
Local Funds	\$0	0.0%
State Funds	\$0	0.0%
Federal Assistance	\$20,410	100.0%
Other Funds	\$0	0.0%
Total Capital Funds Expended	\$20,410	100.0%

Operating Funding Sources



Capital Funding Sources



Modal Characteristics

Operation Characteristics

Vehicles Operated at Maximum Service

Mode	Directly Operated	Purchased Transportation	Operating Expenses	Fare Revenues	Uses of Capital Funds	Annual Unlinked Trips	Annual Vehicle Revenue Miles	Annual Vehicle Revenue Hours
Demand Response	3	-	\$145,451	\$0	\$20,410	2,988	42,049	2,170
Total	3	-	\$145,451	\$0	\$20,410	2,988	42,049	2,170

Performance Measures

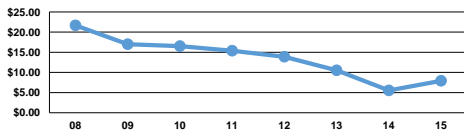
Service Efficiency

Mode	Operating Expenses per Vehicle Revenue Mile	Operating Expenses per Vehicle Revenue Hour
Demand Response	\$3.46	\$67.03
Total	\$3.46	\$67.03

Service Effectiveness

Mode	Operating Expenses per Unlinked Passenger Trip	Unlinked Trips per Vehicle Revenue Mile	Unlinked Trips per Vehicle Revenue Hour
Demand Response	\$48.68	0.1	1.4
Total	\$48.68	0.1	1.4

Operating Expense per Vehicle Revenue Mile: Agency Total



Unlinked Passenger Trips per Vehicle Revenue Mile: Agency Total

