

County of Kaua'i - Transportation Agency

2015 Annual Agency Profile

Director of Transportation: Mr. Ford Fuchigami
808-587-2150

General Information

Service Consumption

874,015 Annual Unlinked Trips (UPT)

Service Supplied

1,838,891 Annual Vehicle Revenue Miles (VRM)
81,120 Annual Vehicle Revenue Hours (VRH)

Summary of Operating Expenses (OE)

\$7,407,728 Total Operating Expenses

Database Information

NTDID: 9R03-90237
Reporter Type: Rural General Public Transit

Financial Information

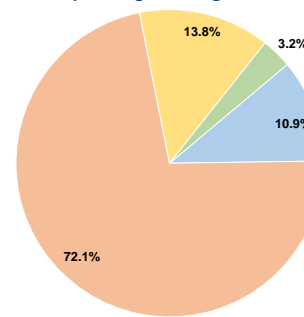
Sources of Operating Funds Expended

Fare Revenues	\$806,084	10.9%
Local Funds	\$5,340,469	72.1%
State Funds	\$0	0.0%
Federal Assistance	\$1,023,218	13.8%
Other Funds	\$237,957	3.2%
Total Operating Funds Expended	\$7,407,728	100.0%

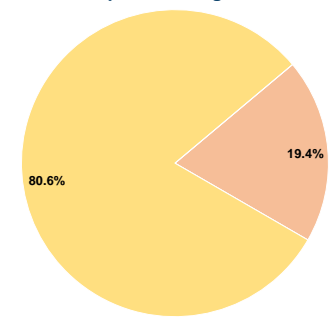
Sources of Capital Funds Expended

Fare Revenues	\$0	0.0%
Local Funds	\$521,663	19.4%
State Funds	\$0	0.0%
Federal Assistance	\$2,160,562	80.6%
Other Funds	\$0	0.0%
Total Capital Funds Expended	\$2,682,225	100.0%

Operating Funding Sources



Capital Funding Sources



Modal Characteristics

Operation Characteristics

Vehicles Operated at Maximum Service

Mode	Directly Operated	Purchased Transportation	Operating Expenses	Fare Revenues	Uses of Capital Funds	Annual Unlinked Trips	Annual Vehicle Revenue Miles	Annual Vehicle Revenue Hours
Bus	23	-	\$5,085,311	\$806,084	\$926,597	795,923	1,507,891	66,518
Demand Response	14	-	\$2,322,417	\$0	\$1,755,628	78,092	331,000	14,602
Total	37	-	\$7,407,728	\$806,084	\$2,682,225	874,015	1,838,891	81,120

Performance Measures


Service Efficiency

Mode	Operating Expenses per Vehicle Revenue Mile	Operating Expenses per Vehicle Revenue Hour
Bus	\$3.37	\$76.45
Demand Response	\$7.02	\$159.05
Total	\$4.03	\$91.32

Service Effectiveness

Mode	Operating Expenses per Unlinked Passenger Trip	Unlinked Trips per Vehicle Revenue Mile	Unlinked Trips per Vehicle Revenue Hour
Bus	\$6.39	0.5	12.0
Demand Response	\$29.74	0.2	5.3
Total	\$8.48	0.5	10.8

Operating Expense per Vehicle Revenue Mile: Agency Total



Unlinked Passenger Trips per Vehicle Revenue Mile: Agency Total

