

## General Information

### Service Consumption

44,325 Annual Unlinked Trips (UPT)

### Service Supplied

184,474 Annual Vehicle Revenue Miles (VRM)

9,699 Annual Vehicle Revenue Hours (VRH)

### Summary of Operating Expenses (OE)

\$880,032 Total Operating Expenses

### Database Information

NTDID: 9R02-91028

Reporter Type: Rural General Public Transit

## Financial Information

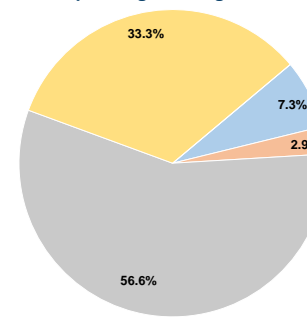
### Sources of Operating Funds Expended

Fare Revenues	\$64,087	7.3%
Local Funds	\$25,290	2.9%
State Funds	\$497,754	56.6%
Federal Assistance	\$292,901	33.3%
Other Funds	\$0	0.0%
<b>Total Operating Funds Expended</b>	<b>\$880,032</b>	<b>100.0%</b>

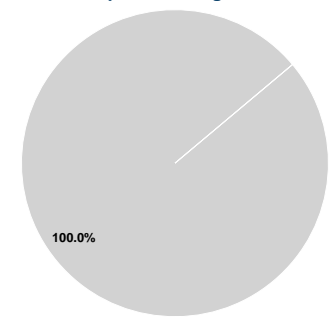
### Sources of Capital Funds Expended

Fare Revenues	\$0	0.0%
Local Funds	\$0	0.0%
State Funds	\$132,621	100.0%
Federal Assistance	\$0	0.0%
Other Funds	\$0	0.0%
<b>Total Capital Funds Expended</b>	<b>\$132,621</b>	<b>100.0%</b>

### Operating Funding Sources



### Capital Funding Sources



## Modal Characteristics

### Operation Characteristics

#### Vehicles Operated at Maximum Service

Mode	Directly Operated	Purchased Transportation	Operating Expenses	Fare Revenues	Uses of Capital Funds	Annual Unlinked Trips	Annual Vehicle Revenue Miles	Annual Vehicle Revenue Hours
Bus	-	2	\$672,767	\$42,746	\$88,458	38,130	144,704	6,841
Demand Response	-	1	\$207,265	\$21,341	\$44,163	6,195	39,770	2,858
<b>Total</b>	<b>-</b>	<b>3</b>	<b>\$880,032</b>	<b>\$64,087</b>	<b>\$132,621</b>	<b>44,325</b>	<b>184,474</b>	<b>9,699</b>

### Performance Measures

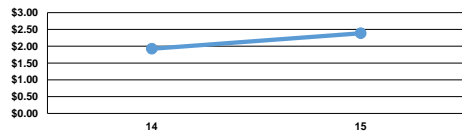
#### Service Efficiency

Mode	Operating Expenses per Vehicle Revenue Mile	Operating Expenses per Vehicle Revenue Hour
Bus	\$4.65	\$98.34
Demand Response	\$5.21	\$72.52
<b>Total</b>	<b>\$4.77</b>	<b>\$90.73</b>

#### Service Effectiveness

Mode	Operating Expenses per Unlinked Passenger Trip	Unlinked Trips per Vehicle Revenue Mile	Unlinked Trips per Vehicle Revenue Hour
Bus	\$17.64	0.3	5.6
Demand Response	\$33.46	0.2	2.2
<b>Total</b>	<b>\$19.85</b>	<b>0.2</b>	<b>4.6</b>

Operating Expense per Vehicle Revenue Mile: Agency Total



Unlinked Passenger Trips per Vehicle Revenue Mile: Agency Total

