

General Information

Federally Recognized Tribal Statistical Areas
 106 Hualapai Indian Reservation and Off-Reservation Trust Land, AZ

Service Consumption
 4,191 Annual Unlinked Trips (UPT)

Service Supplied
 130,463 Annual Vehicle Revenue Miles (VRM)
 3,931 Annual Vehicle Revenue Hours (VRH)

Database Information
 NTDID: 99433
 Reporter Type: Tribal Reporter

Financial Information

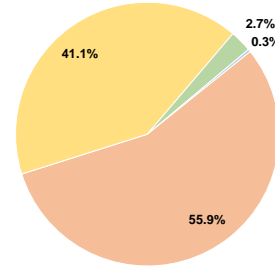
Sources of Operating Funds Expended

Fare Revenues	\$1,894	0.3%
Local Funds	\$309,125	55.9%
State Funds	\$0	0.0%
Federal Assistance	\$227,420	41.1%
Other Funds	\$14,720	2.7%
Total Operating Funds Expended	\$553,159	100.0%

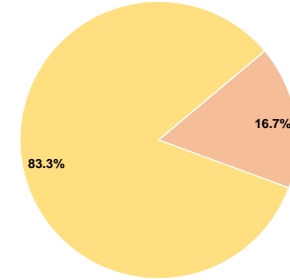
Sources of Capital Funds Expended

Fare Revenues	\$0	0.0%
Local Funds	\$31,506	16.7%
State Funds	\$0	0.0%
Federal Assistance	\$156,966	83.3%
Other Funds	\$0	0.0%
Total Capital Funds Expended	\$188,472	100.0%

Operating Funding Sources



Capital Funding Sources



Modal Characteristics

Operation Characteristics

Vehicles Operated at Maximum Service

Mode	Directly Operated	Purchased Transportation	Operating Expenses	Fare Revenues	Uses of Capital Funds	Annual Unlinked Trips	Annual Vehicle Revenue Miles	Annual Vehicle Revenue Hours	Average Fleet Age in Years ¹
Demand Response	7	-	\$553,159	\$1,894	\$188,472	4,191	130,463	3,931	2.6
Total	7	-	\$553,159	\$1,894	\$188,472	4,191	130,463	3,931	

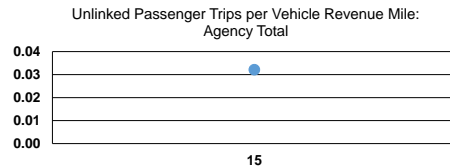
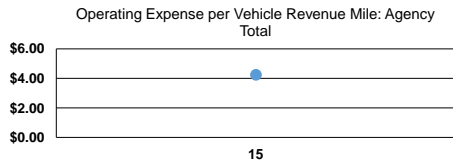
Performance Measures

Service Efficiency

Mode	Operating Expenses per Vehicle Revenue Mile	Operating Expenses per Vehicle Revenue Hour
Demand Response	\$4.24	\$140.72
Total	\$4.24	\$140.72

Service Effectiveness

Mode	Operating Expenses per Unlinked Passenger Trip	Unlinked Trips per Vehicle Revenue Mile	Unlinked Trips per Vehicle Revenue Hour
Demand Response	\$131.99	0.0	1.1
Total	\$131.99	0.0	1.1



Notes:

¹Demand Response - Taxi (DT) and non-dedicated fleets do not report fleet age data.